



Oxford County



Police Services Board Report



October 2019

**Police Services Board Report for Ingersoll
2019/Oct**

Public Complaints	
Policy	0
Service	0
Conduct	0

Date information collected from Professional Standards Bureau Commander Reports: 2019-11-07

Data Source

Ontario Provincial Police, Professional Standards Bureau Commander Reports

- Includes all public policy, service and conduct complaints submitted to the Office of the Independent Police Review Director (OIPRD)

Secondary Employment

Daily Activity Reporting Patrol Hours	
Total Hours	2019/Oct
Number of Cruiser Patrol Hours	260.25
Number of Motorcycle Patrol Hours	0.00
Number of Marine Patrol Hours	0.00
Number of ATV Patrol Hours	0.00
Number of Snowmobile Patrol Hours	0.00
Number of Bicycle Patrol Hours	0.00
Number of Foot Patrol Hours	35.00
Number of School Patrol Hours	79.75

Data source (Daily Activity Reporting System) date: 2019/11/08

Staffing Updates	
Transfers:	One member transferred in.

Detachment Initiatives	
Number of Targeted Media Releases:	Oct 1 - OPP Investigate Train Collision / Oct 2 - Oxford County OPP Auxiliary Unit Food Drive / Oct 2 - 20 Percent Increase in Seat Belt Related Deaths / Oct 3 - OPP Investigating a Suspicious Fire / Oct 3 - Commercial Motor Vehicle Inspections / Oct 4 - Stunt Driving Charge Laid by OPP / Oct 8 - Structure Fire in Ingersoll / Oct 10 - OPP Reports 239 Motor Vehicle Deaths Heading into Long Weekend / Oct 16 - OPP Investigating Residential Break and Enter / Oct 19 - Vehicle Strikes Pedestrians and Failed to Remain / Oct 22 - Bitcoin Scam / Oct 28 - Loaded Utility Trailer Stolen
Crime and Traffic Campaigns/Initiatives:	Fall Seatbelt Campaign (Oct 2 - 11) / Operation Impact (Oct 11 - 14)
Lock It or Lose It:	Oct 16 - Shoppers Drug Mart, Foodland, Independent, Library and Community Centre - 127 vehicles checked (3 unlocked / 2 open windows / 16 valuables visible)
Other:	Auxiliary Hours: Total 89.50 - Admin: 6.00, Comm. Policing: 37.00, Patrol: 7.00, Training: 39.50 // Community Services: Oct 19 - Active Living Fair

Detachment: 6S - OXFORD

Location code(s): 6S00 - OXFORD

Area code(s): 6205 - Ingersoll (old association)

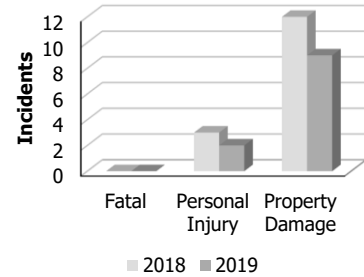
Report Generated on:

7-Nov-19 1:41:48 PM

PP-CSC-Operational Planning-4300

Police Services Board Report for '6205 - Ingersoll' Motor Vehicle Collisions
Records Management System
October 2019

Motor Vehicle Collisions by Type						
Incidents	October			Year to Date October		
	2018	2019	% Change	2018	2019	% Change
Fatal	0	0	N/C	0	0	N/C
Personal Injury	3	2	-33.3%	16	10	-37.5%
Property Damage	12	9	-25.0%	85	86	1.2%
Total	15	11	-26.7%	101	96	-5.0%



Data contained within this report is dynamic in nature and numbers will change over time as the Ontario Provincial Police continue to investigate and solve crime.

Data Utilized

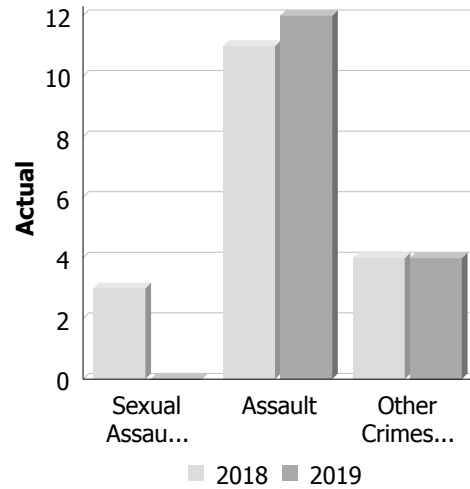
Niche RMS All Offence Level Business Intelligence Cube

Detachment: 6S - OXFORD
Area: 6205 - Ingersoll
Data source date: 2019/11/05

**Police Services Board Report for Ingersoll
Records Management System
October - 2019**

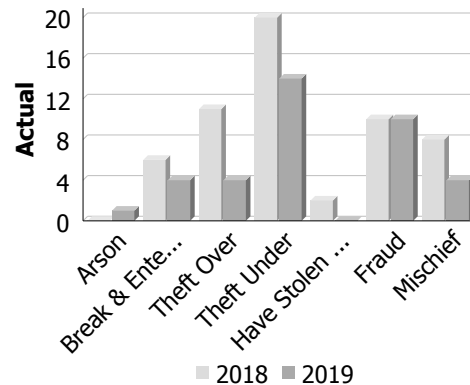
Violent Crime

Actual	October			Year to Date - October		
	2018	2019	% Change	2018	2019	% Change
Murder	0	0	--	0	0	--
Other Offences Causing Death	0	0	--	0	0	--
Attempted Murder	0	0	--	0	0	--
Sexual Assault	3	0	-100.0%	19	20	5.3%
Assault	11	12	9.1%	58	67	15.5%
Abduction	0	0	--	1	3	200.0%
Robbery	0	0	--	0	0	--
Other Crimes Against a Person	4	4	0.0%	25	33	32.0%
Total	18	16	-11.1%	103	123	19.4%



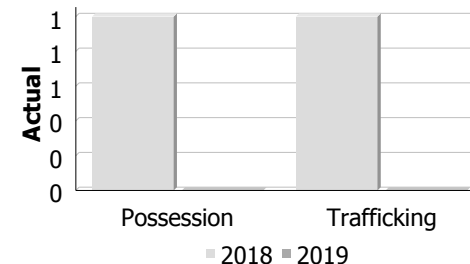
Property Crime

Actual	October			Year to Date - October		
	2018	2019	% Change	2018	2019	% Change
Arson	0	1	--	3	3	0.0%
Break & Enter	6	4	-33.3%	43	63	46.5%
Theft Over	11	4	-63.6%	55	42	-23.6%
Theft Under	20	14	-30.0%	167	197	18.0%
Have Stolen Goods	2	0	-100.0%	5	9	80.0%
Fraud	10	10	0.0%	50	56	12.0%
Mischief	8	4	-50.0%	70	90	28.6%
Total	57	37	-35.1%	393	460	17.0%



Drug Crime

Actual	October			Year to Date - October		
	2018	2019	% Change	2018	2019	% Change
Possession	1	0	-100.0%	8	6	-25.0%
Trafficking	1	0	-100.0%	6	4	-33.3%
Importation and Production	0	0	--	1	0	-100.0%
Total	2	0	-100.0%	15	10	-33.3%



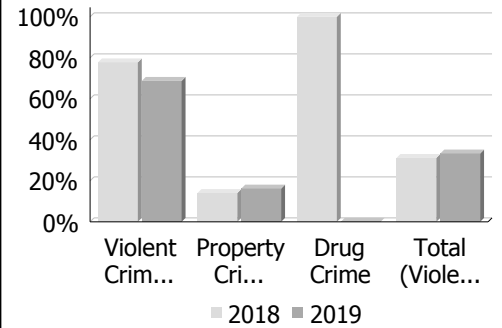
Detachment: 6S - OXFORD
Location code(s): 6S00 - OXFORD
Area code(s): 6205 - Ingersoll
Data source date:
 2019/11/02

Report Generated on:
 5-Nov-19 3:05:36 PM
 PP-CSC-Operational Planning-4300

**Police Services Board Report for Ingersoll
Records Management System
October - 2019**

Clearance Rate

Clearance Rate	October			Year to Date - October		
	2018	2019	Difference	2018	2019	Difference
Violent Crime	77.8%	68.8%	-9.0%	81.6%	63.4%	-18.1%
Property Crime	14.0%	16.2%	2.2%	18.1%	15.9%	-2.2%
Drug Crime	100.0%	--	--	66.7%	60.0%	-6.7%
Total (Violent, Property & Drug)	31.2%	33.3%	2.2%	33.5%	27.2%	-6.2%



Data contained within this report is dynamic in nature and numbers will change over time as the Ontario Provincial Police continue to investigate and solve crime.

Data Utilized

- Major Crimes
- Niche RMS All Offence Level Business Intelligence Cube

Detachment: 6S - OXFORD
Location code(s): 6S00 - OXFORD
Area code(s): 6205 - Ingersoll
Data source date:
 2019/11/02

Report Generated on:
 5-Nov-19 3:05:36 PM
 PP-CSC-Operational Planning-4300

Ingersoll Police Services Board Report

October 2019

Provincial Offence Notices		
Charge	Monthly PON	PON Year to Date
Speeding	5	49
<i>Roads with more than one speeding violation</i>		
<i>Ingersoll Street (4)</i>		
Notes:		
<i>Percentage of people charged from outside area:</i>	100%	
<i>Non Speeding Violations</i>		
Moving Violations (Fail to Stop, Disobey Sign, Fail to Yield, Improper Turn, etc)	12	146
Non-moving Violations (Licence plate, Insurance, Valtag, etc)	10	139
Distracted Driving (Drive Handheld Device, Careless Driving, etc)	4	22
Other Provincial Offence Statutes (Trespass, Liquor, Cannabis, etc)	2	27
CMV (Half load, etc)	0	2
Seatbelt	5	16
Notes:		
<i>Bylaw</i>		
Parking	0	88
Other (Noise, other)	0	0
Totals	38	489



Calls For Service (CFS) Billing Summary Report

Ingersoll October - 2019

Billing Categories <i>(Billing categories below do not match traditional crime groupings)</i>	2019				2018			
	October	Year to Date	Time Standard	Year To Date Weighted Hours	October	Year to Date	Time Standard	Year To Date Weighted Hours
Violent Criminal Code	3	118	15.9	1,876.2	18	126	15.9	2,003.4
Property Crime Violations	9	445	6.8	3,026.0	56	464	6.8	3,155.2
Other Criminal Code Violations (Excluding traffic)	1	77	7.9	608.3	15	87	7.9	687.3
Drug Possession	0	22	6.4	140.8	2	34	6.4	217.6
Drugs	0	3	37.0	111.0	2	8	37.0	296.0
Statutes & Acts	6	228	3.3	752.4	20	230	3.3	759.0
Operational	37	1,509	3.6	5,432.4	142	1,589	3.6	5,720.4
Operational2	20	562	1.3	730.6	58	472	1.3	613.6
Traffic	3	131	3.4	445.4	11	136	3.4	462.4
Total	79	3,095		13,123.1	324	3,146		13,914.9

Note to Detachment Commanders:

- **The content of each report is to be shared by the Detachment Commander only with the municipality for which it was generated. The municipality may treat this as a public document and distribute it as they wish.**
- All data is sourced from the Niche RMS application. Included are 'reported' occurrences (actuals and unfounded occurrences) for 'billable' occurrences ONLY. Data is refreshed on a weekly basis.
- The Traffic category includes motor vehicle collision (MVC) occurrences entered into Niche (UCR code 8521). MVCs are NOT sourced from the eCRS application for this report.
- Only the primary violation is counted within an occurrence.
- Time standards displayed are for the 2017 billing period.

Note to Municipalities:

- Data contained within this report is dynamic in nature and numbers will change over time as the Ontario Provincial Police continues to investigate and solve crime.
- This report is NOT to be used for crime trend analysis as not all occurrences are included.
- Data groupings within this report do not match traditional crime groupings seen in other public reports such as the OPP Police Services Board reports or Statistics Canada reporting.



High School Resource Officer Report
Ingersoll District Collegiate Institute
2019 – 2020 School Year
October 2019

Submitted by Provincial Constable Kevin Bylsma

Criminal Code Calls for Service

Incident Type	This Month	YTD Total
Assault		1
Mischief		
Threats / Intimidation	1	1
Theft	2	4
Drugs		
Trouble with Youth	3	4
Other	5	14
Total	11	24
Police Action Taken	This Month	YTD Total
Warnings	6	7
Charges		2
Diversions		
Assist Other Officer	1	1

Provincial Offence Calls for Service

Incident Type	This Month	YTD Total
Highway Traffic Act/By-Laws	12	16
Trespass to Property Act		1
Liquor Licence Act		
Mental Health Act	1	1
Smoke-Free Ontario Act	2	5
Ontario Cannabis Act		
Total	15	23
Police Action Taken	This Month	YTD Total
Warnings	7	10
Charges	10	13
Diversions	2	2
Assist Other Officer		

Other Calls for Service

Incident Type	This Month	YTD Total
See "Events" tab below	2	4

Calls for Service by Location

Location	This Month	YTD Total
IDCI	9	24
Fusion Youth Centre	1	1
Ingersoll Community	18	26

Meetings

- Daily conversations with IDCI Principal and Vice-Principal.
- Met with Ingersoll Youth Probation Officer.

Presentations

- No presentations.

Events

- IDCI Commencement.
- IDCI Halloween Dance.

Officer Comments

-



**Coordinator: O.P.P. Constable Patti Cote
W.P.S. S/Pc Shaylyn Jackson
E-mail: oxfordcs@execulink.com
Web site: <http://www.oxfordcrimestoppers.com>**

To: Board of Directors, Crime Stoppers of Oxford Inc.
Cc: Inspector Tony Hymers, Oxford OPP
Inspector Paul Hess, Woodstock PS
Staff Sgt Jen Ormsby, Oxford OPP
Det/Sgt. Nathan Hergott, Woodstock PS

Monthly Statistics for October, 2019

- 24 Total Calls received this month.**
- 5 Woodstock PS tips**
- 16 OPP tips**
- 1 Assigned/out to other Crime Stoppers programs or Agency**
- 2 Not Assigned**

STATS FOR OPP: TIPS RECEIVED PER ZONE

**2 for Tillsonburg
8 for Ingersoll
0 for Zorra
5 for Norwich
0 for South West Oxford
0 for East Zorra-Tavistock
1 for Blandford-Blenheim**

Meetings/Events Attended This Month

- Human Trafficking Awareness – Tillsonburg 01OCT19**
- Fall Zone Meeting - 03OCT19**
- Community Safety Presentation Thamesford – 08OCT19**
- Norwich Safety for Seniors – 12OCT19**
- Ingersoll 50+ Active Living Fair – 19OCT19**



Crime of the Week Reports

	Location	Crime	This month	YTD
OPP	Oxford	Break, Enters, Thefts and Mischiefs etc.	1	18
WPS	Woodstock	Break, Enters, Mischiefs	3	22

Awareness

Media Relations:

- Crime of the Week submissions sent to the local media outlets including print and television as well as social media which include our website

Fundraising:

- Gala

Promotions:

Upcoming Events

Gala: 14NOV19

Christmas Parades: 16NOV19

Next meeting is November 12, 2019



Co-coordinator: OPP Cst. Patti Cote, WPS S/Pc Shaylyn Jackson
 Chairperson: Mr. Glen Blair

Statistics

	This Month	YTD	SI (1991)
Tips Received	24	300	10,352
Arrests	0	14	2010
WPS Arrests	0	5	n/a
OPP Arrests	0	9	n/a
Other Arrests (Immigration)	0	0	0
Web Tips	12	168	1143 (2006)
In-House	5	56	1486 (2004)
Call Centre	7	99	2100 (2004)
E-Transfer	0	0	1349 (2004)
Cases Cleared			
Total Cleared	1	11	1,411
Total Charges Laid	0	21	2,717
WPS Charges	0	10	n/a
OPP Charges	0	13	n/a
Rewards Approved	1	8	1477
Property Recovered	5000	0	\$2,269,304
Narcotics recovered	0	25,755	\$7,399,799
		Total	\$9,835,203

Respectfully Submitted by
Patti Cote, Shaylyn Jackson
Police Co-coordinator
Crime Stoppers of Oxford
Oxford County O.P.P./Woodstock Police Service



Calls For Service (CFS) Billing Summary Report

Ingersoll
October - 2019

revised report
October
rec'd Jan 27/20

Billing Categories <i>(Billing categories below do not match traditional crime groupings)</i>	2019				2018			
	October	Year to Date	Time Standard	Year To Date Weighted Hours	October	Year to Date	Time Standard	Year To Date Weighted Hours
Violent Criminal Code	16	129	15.9	2,051.1	18	126	15.9	2,003.4
Property Crime Violations	42	484	6.8	3,291.2	56	463	6.8	3,148.4
Other Criminal Code Violations (Excluding traffic)	3	79	7.9	624.1	15	87	7.9	687.3
Drug Possession	3	31	6.4	198.4	2	34	6.4	217.6
Drugs	0	4	37.0	148.0	2	8	37.0	296.0
Statutes & Acts	15	239	3.3	788.7	20	230	3.3	759.0
Operational	140	1,659	3.6	5,972.4	142	1,588	3.6	5,716.8
Operational2	70	613	1.3	796.9	58	472	1.3	613.6
Traffic	16	147	3.4	499.8	11	136	3.4	462.4
Total	305	3,385		14,370.6	324	3,144		13,904.5

Note to Detachment Commanders:

- The content of each report is to be shared by the Detachment Commander only with the municipality for which it was generated. The municipality may treat this as a public document and distribute it as they wish.
- All data is sourced from the Niche RMS application. Included are 'reported' occurrences (actuals and unfounded occurrences) for 'billable' occurrences ONLY. Data is refreshed on a weekly basis.
- The Traffic category includes motor vehicle collision (MVC) occurrences entered into Niche (UCR code 8521). MVCs are NOT sourced from the eCRS application for this report.
- Only the primary violation is counted within an occurrence.
- Time standards displayed are for the 2017 billing period.

Note to Municipalities:

- Data contained within this report is dynamic in nature and numbers will change over time as the Ontario Provincial Police continues to investigate and solve crime.
- This report is NOT to be used for crime trend analysis as not all occurrences are included.
- Data groupings within this report do not match traditional crime groupings seen in other public reports such as the OPP Police Services Board reports or Statistics Canada reporting.