



# Oxford County



## Police Services Board Report



September 2019

**Police Services Board Report for Ingersoll  
2019/Sep**

<b>Public Complaints</b>	
Policy	0
Service	0
Conduct	0

**Date information collected from Professional Standards Bureau Commander Reports:** 2019-10-10

**Data Source**

Ontario Provincial Police, Professional Standards Bureau Commander Reports

- Includes all public policy, service and conduct complaints submitted to the Office of the Independent Police Review Director (OIPRD)

<b>Secondary Employment</b>
-----------------------------

<b>Daily Activity Reporting Patrol Hours</b>	
<b>Total Hours</b>	<b>2019/Sep</b>
Number of Cruiser Patrol Hours	220.50
Number of Motorcycle Patrol Hours	0.00
Number of Marine Patrol Hours	0.00
Number of ATV Patrol Hours	0.00
Number of Snowmobile Patrol Hours	0.00
Number of Bicycle Patrol Hours	0.00
Number of Foot Patrol Hours	36.50
Number of School Patrol Hours	64.75

**Data source (Daily Activity Reporting System) date:** 2019/10/05

<b>Staffing Updates</b>	
Transfers:	One member transferred out
Recognition:	Two members received 20 Year Medals / One member received 25 Year Quarter Century Pin

<b>Detachment Initiatives</b>
-------------------------------

**Detachment:** 6S - OXFORD

**Location code(s):** 6S00 - OXFORD

**Area code(s):** 6205 - Ingersoll (old association)

**Report Generated on:**

10-Oct-19 9:45:27 AM

PP-CSC-Operational Planning-4300

**Police Services Board Report for Ingersoll  
2019/Sep**

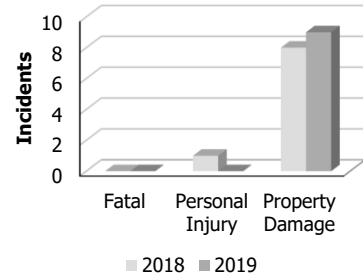
Number of Targeted Media Releases:	Sept 5 - Distracted Driving Continues Contributing to Deaths and Injuries (Results of 2019 OPP Labour Day Weekend Campaign) / Sept 5 - Oxford County Senior Loses Over \$20,000 to Bank Manager Scam / Sept 5 - Police Investigate Break and Enter / Sept 6 - Radio and Documents Stolen from Bus / Sept 6 - Plant Stolen from Patio of Residence / Sept 6 - Tire Slashed and Paint Damaged on Vehicles / Sept 6 - Have You Seen Anyone with this Stolen Globe? / Sept 6 - Can You Identify Two People Involved in Attempt Theft of Vehicle? / Sept 6 - Vehicle Reported Stolen / Sept 10 - Theft from Vehicle and Shed Reported to Police / Sept 10 - Break and Enter into Home While Owners Sleeping / Sept 10 - Vehicle Vandalized - OPP Investigating / Sept 11 - \$5,000 Bicycle Stolen from Residence / Sept 11 - Suspicious Vehicle Results in Driver Facing Charges / Sept 16 - 2019 OPP West Region Awards Ceremony / Sept 16 - OPP Investigating Break and Enter to Trailer / Sept 16 - Marihuana Plat Stolen from Garden of Residence / Sept 16 - Bicycle Stolen from Garage During Break and Enter / Sept 17 - Stop Leaving Key in Vehicles - Van Stolen from Driveway / Sept 17 - Police Investigate Break and Enter / Sept 17 - Baseball Equipment Stolen from Vehicle / Sept 17 - Credit Card Scam / Sept 20 - Oxford OPP Crime Unit Execute Search Warrant
Crime and Traffic Campaigns/Initiatives:	Labour Day Long Weekend Distracted Driving Campaign (Aug 30 - Sept 2)
Other:	Auxiliary Hours: Total 20.50 - Admin: 6.00, Comm. Policing: 14.50 // Community Services: Sept 10 - Suicide Prevention Day

**Detachment:** 6S - OXFORD  
**Location code(s):** 6S00 - OXFORD  
**Area code(s):** 6205 - Ingersoll (old association)

**Report Generated on:**  
10-Oct-19 9:45:27 AM  
PP-CSC-Operational Planning-4300

**Police Services Board Report for '6205 - Ingersoll' Motor Vehicle Collisions**  
**Records Management System**  
**September 2019**

<b>Motor Vehicle Collisions by Type</b>						
<b>Incidents</b>	<b>September</b>			<b>Year to Date September</b>		
	2018	2019	% Change	2018	2019	% Change
Fatal	0	0	N/C	0	0	N/C
Personal Injury	1	0	-100.0%	13	8	-38.5%
Property Damage	8	9	12.5%	73	74	1.4%
<b>Total</b>	<b>9</b>	<b>9</b>	<b>0.0%</b>	<b>86</b>	<b>82</b>	<b>-4.7%</b>



Data contained within this report is dynamic in nature and numbers will change over time as the Ontario Provincial Police continue to investigate and solve crime.

**Data Utilized**

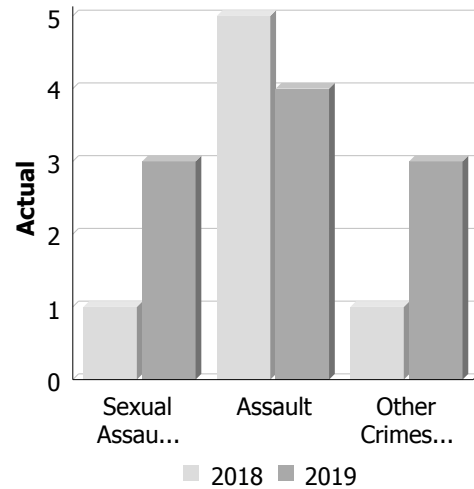
Niche RMS All Offence Level Business Intelligence Cube

**Detachment:** 6S - OXFORD  
**Area:** 6205 - Ingersoll  
**Data source date:** 2019/10/10

**Police Services Board Report for Ingersoll  
Records Management System  
September - 2019**

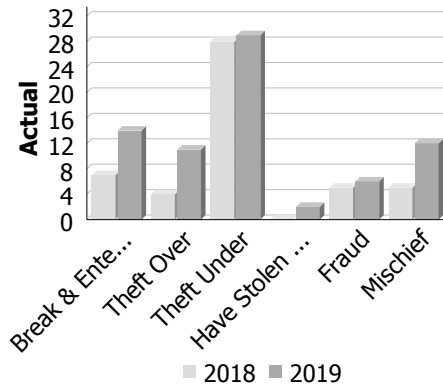
**Violent Crime**

Actual	September			Year to Date - September		
	2018	2019	% Change	2018	2019	% Change
Murder	0	0	--	0	0	--
Other Offences Causing Death	0	0	--	0	0	--
Attempted Murder	0	0	--	0	0	--
Sexual Assault	1	3	200.0%	16	20	25.0%
Assault	5	4	-20.0%	47	55	17.0%
Abduction	0	0	--	1	3	200.0%
Robbery	0	0	--	0	0	--
Other Crimes Against a Person	1	3	200.0%	21	25	19.0%
<b>Total</b>	<b>7</b>	<b>10</b>	<b>42.9%</b>	<b>85</b>	<b>103</b>	<b>21.2%</b>



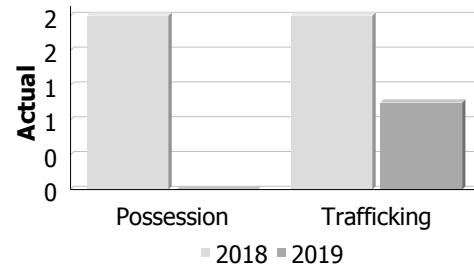
**Property Crime**

Actual	September			Year to Date - September		
	2018	2019	% Change	2018	2019	% Change
Arson	0	0	--	3	2	-33.3%
Break & Enter	7	14	100.0%	37	59	59.5%
Theft Over	4	11	175.0%	45	39	-13.3%
Theft Under	28	29	3.6%	147	176	19.7%
Have Stolen Goods	0	2	--	3	9	200.0%
Fraud	5	6	20.0%	40	42	5.0%
Mischief	5	12	140.0%	62	83	33.9%
<b>Total</b>	<b>49</b>	<b>74</b>	<b>51.0%</b>	<b>337</b>	<b>410</b>	<b>21.7%</b>



**Drug Crime**

Actual	September			Year to Date - September		
	2018	2019	% Change	2018	2019	% Change
Possession	2	0	-100.0%	7	6	-14.3%
Trafficking	2	1	-50.0%	5	3	-40.0%
Importation and Production	0	0	--	1	0	-100.0%
<b>Total</b>	<b>4</b>	<b>1</b>	<b>-75.0%</b>	<b>13</b>	<b>9</b>	<b>-30.8%</b>

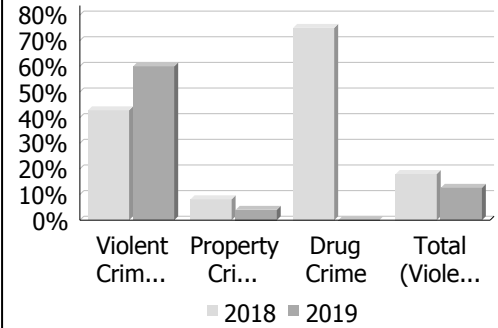


**Detachment:** 6S - OXFORD  
**Location code(s):** 6S00 - OXFORD  
**Area code(s):** 6205 - Ingersoll  
**Data source date:**  
 2019/10/05

**Report Generated on:**  
 10-Oct-19 9:32:13 AM  
 PP-CSC-Operational Planning-4300

**Police Services Board Report for Ingersoll  
Records Management System  
September - 2019**

<b>Clearance Rate</b>						
<b>Clearance Rate</b>	September			Year to Date - September		
	2018	2019	Difference	2018	2019	Difference
Violent Crime	42.9%	60.0%	17.1%	82.4%	66.0%	-16.3%
Property Crime	8.2%	4.0%	-4.1%	19.0%	15.8%	-3.1%
Drug Crime	75.0%	0.0%	-75.0%	61.5%	66.7%	5.1%
<b>Total (Violent, Property &amp; Drug)</b>	<b>18.0%</b>	<b>12.6%</b>	<b>-5.4%</b>	<b>34.0%</b>	<b>27.3%</b>	<b>-6.7%</b>



Data contained within this report is dynamic in nature and numbers will change over time as the Ontario Provincial Police continue to investigate and solve crime.

**Data Utilized**

- Major Crimes
- Niche RMS All Offence Level Business Intelligence Cube

**Detachment:** 6S - OXFORD  
**Location code(s):** 6S00 - OXFORD  
**Area code(s):** 6205 - Ingersoll  
**Data source date:**  
 2019/10/05

**Report Generated on:**  
 10-Oct-19 9:32:13 AM  
 PP-CSC-Operational Planning-4300

## Ingersoll Police Services Board Report

September 2019

<b>Provincial Offence Notices</b>		
Charge	Monthly PON	PON Year to Date
Speeding	5	44
<b><i>Roads with more than one speeding violation</i></b>		
<i>Ingersoll Street (5)</i>		
Notes:		
<i>Percentage of people charged from outside area:</i>	60%	
<b><i>Non Speeding Violations</i></b>		
<b>Moving Violations</b> (Fail to Stop, Disobey Sign, Fail to Yield, Improper Turn, etc)	6	134
<b>Non-moving Violations</b> (Licence plate, Insurance, Valtag, etc)	7	129
<b>Distracted Driving</b> (Drive Handheld Device, Careless Driving, etc)	0	18
<b>Other Provincial Offence Statutes</b> (Trespass, Liquor, Cannabis, etc)	2	25
<b>CMV</b> (Half load, etc)	0	2
<b>Seatbelt</b>	3	11
Notes:		
<b><i>Bylaw</i></b>		
<b>Parking</b>	2	88
<b>Other</b> (Noise, other)	0	0
<b>Totals</b>	<b>25</b>	<b>451</b>



## Calls For Service (CFS) Billing Summary Report

### Ingersoll September - 2019

Billing Categories <i>(Billing categories below do not match traditional crime groupings)</i>	2019				2018			
	September	Year to Date	Time Standard	Year To Date Weighted Hours	September	Year to Date	Time Standard	Year To Date Weighted Hours
Violent Criminal Code	11	113	15.9	1,796.7	7	108	15.9	1,717.2
Property Crime Violations	74	432	6.8	2,937.6	59	408	6.8	2,774.4
Other Criminal Code Violations (Excluding traffic)	6	76	7.9	600.4	11	72	7.9	568.8
Drug Possession	1	22	6.4	140.8	4	32	6.4	204.8
Drugs	1	3	37.0	111.0	2	6	37.0	222.0
Statutes & Acts	18	222	3.3	732.6	27	210	3.3	693.0
Operational	192	1,463	3.6	5,266.8	172	1,447	3.6	5,209.2
Operational2	65	541	1.3	703.3	45	414	1.3	538.2
Traffic	15	127	3.4	431.8	16	125	3.4	425.0
<b>Total</b>	<b>383</b>	<b>2,999</b>		<b>12,721.0</b>	<b>343</b>	<b>2,822</b>		<b>12,352.6</b>

#### **Note to Detachment Commanders:**

- The content of each report is to be shared by the Detachment Commander only with the municipality for which it was generated. The municipality may treat this as a public document and distribute it as they wish.
- All data is sourced from the Niche RMS application. Included are 'reported' occurrences (actuals and unfounded occurrences) for 'billable' occurrences ONLY. Data is refreshed on a weekly basis.
- The Traffic category includes motor vehicle collision (MVC) occurrences entered into Niche (UCR code 8521). MVCs are NOT sourced from the eCRS application for this report.
- Only the primary violation is counted within an occurrence.
- Time standards displayed are for the 2017 billing period.

#### **Note to Municipalities:**

- Data contained within this report is dynamic in nature and numbers will change over time as the Ontario Provincial Police continues to investigate and solve crime.
- This report is NOT to be used for crime trend analysis as not all occurrences are included.
- Data groupings within this report do not match traditional crime groupings seen in other public reports such as the OPP Police Services Board reports or Statistics Canada reporting.





**High School Resource Officer Report**  
**Ingersoll District Collegiate Institute**  
**2019 – 2020 School Year**  
**September 2019**

Submitted by Provincial Constable Kevin Bylsma

**Criminal Code Calls for Service**

<b>Incident Type</b>	<b>This Month</b>	<b>YTD Total</b>
Assault	1	1
Mischief		
Threats / Intimidation		
Theft	2	2
Drugs		
Trouble with Youth	1	1
Other	9	9
<b>Total</b>	<b>13</b>	<b>13</b>
<b>Police Action Taken</b>	<b>This Month</b>	<b>YTD Total</b>
Warnings	1	1
Charges	2	2
Diversions		
Assist Other Officer		

**Provincial Offence Calls for Service**

<b>Incident Type</b>	<b>This Month</b>	<b>YTD Total</b>
Highway Traffic Act/By-Laws	4	4
Trespass to Property Act	1	1
Liquor Licence Act		
Mental Health Act		
Smoke-Free Ontario Act	3	3
Ontario Cannabis Act		
<b>Total</b>	<b>8</b>	<b>8</b>
<b>Police Action Taken</b>	<b>This Month</b>	<b>YTD Total</b>
Warnings	3	3
Charges	3	3
Diversions		
Assist Other Officer		

## Other Calls for Service

<b>Incident Type</b>	<b>This Month</b>	<b>YTD Total</b>
See "Events" tab below	2	2

## Calls for Service by Location

<b>Location</b>	<b>This Month</b>	<b>YTD Total</b>
IDCI	15	
Fusion Youth Centre	0	
Ingersoll Community	8	

## Meetings

- Daily conversations with IDCI Principal and Vice-Principal.

## Presentations

- Met with all the Grade 9 classes and discussed the Code of Conduct and expectations of them during the school year.

## Events

- IDCI Staff and Grade 9 Parents barbecue.
- IDCI Dance.

## Officer Comments

-



**Coordinator: O.P.P. Constable Patti Cote  
W.P.S. S/Pc Shaylyn Jackson  
E-mail: [oxfordcs@execulink.com](mailto:oxfordcs@execulink.com)  
Web site: <http://www.oxfordcrimestoppers.com>**

To: Board of Directors, Crime Stoppers of Oxford Inc.  
Cc: Inspector Tony Hymers, Oxford OPP  
Inspector Paul Hess, Woodstock PS  
Staff Sgt Jen Ormsby, Oxford OPP  
Det/Sgt. Nathan Hergott, Woodstock PS

### **Monthly Statistics for September, 2019**

- 34 Total Calls received this month.**
- 17 Woodstock PS tips**
- 16 OPP tips**
- 1 Assigned/out to other Crime Stoppers programs or Agency**
- 0 Not Assigned**

### **STATS FOR OPP: TIPS RECEIVED PER ZONE**

- 11 for Tillsonburg**
- 2 for Ingersoll**
- 0 for Zorra**
- 1 for Norwich**
- 1 for South West Oxford**
- 0 for East Zorra-Tavistock**
- 0 for Blandford-Blenheim**
- 1 for Thamesford**

### **Meetings/Events Attended This Month**

- Suicide Prevention Day – Museum Square 10SEP19**
- Promo Show in Toronto- 10SEP19**
- Outdoor Farm Show 10SEP19 – 12SEP19**
- Embro Fair – 14SEP19-15SEP19**



### Crime of the Week Reports

	<b>Location</b>	<b>Crime</b>	<b>This month</b>	<b>YTD</b>
<b>OPP</b>	Oxford	Break, Enters, Thefts and Mischiefs etc.	1	17
<b>WPS</b>	Woodstock	Break, Enters, Mischiefs	1	19

### Awareness

#### Media Relations:

- Crime of the Week submissions sent to the local media outlets including print and television as well as social media which include our website

#### Fundraising:

- Gala

#### Promotions:

### Upcoming Events

**SW Zone Meeting – October 3, 2019**

**Next meeting is October 8<sup>th</sup>, 2019**



Co-coordinator: OPP Cst. Patti Cote, WPS S/Pc Shaylyn Jackson  
 Chairperson: Mr. Glen Blair

**Statistics**

	<b>This Month</b>	<b>YTD</b>	<b>SI (1991)</b>
Tips Received	34	286	10,328
Arrests	1	14	2010
WPS Arrests	0	5	n/a
OPP Arrests	1	9	n/a
Other Arrests (Immigration)	0	0	0
Web Tips	13	156	1131 (2006)
In-House	4	51	1481 (2004)
Call Centre	16	92	2093 (2004)
E-Transfer	0	0	1349 (2004)
<b>Cases Cleared</b>			
Total Cleared	1	10	1,410
Total Charges Laid	1	21	2,717
WPS Charges	0	10	n/a
OPP Charges	1	13	n/a
Rewards Approved	1	8	1477
Property Recovered	0	0	\$2,264,304
Narcotics recovered	0	25,755	\$7,399,799
		Total	\$9,835,203

Respectfully Submitted by  
**Patti Cote, Shaylyn Jackson**  
**Police Co-coordinator**  
**Crime Stoppers of Oxford**  
**Oxford County O.P.P./Woodstock Police Service**