



Oxford County



Police Services Board Report



November 2019

**Police Services Board Report for Ingersoll
2019/Nov**

Public Complaints	
Policy	0
Service	1
Conduct	1

Date information collected from Professional Standards Bureau Commander Reports: 2019-12-10

Data Source

Ontario Provincial Police, Professional Standards Bureau Commander Reports

- Includes all public policy, service and conduct complaints submitted to the Office of the Independent Police Review Director (OIPRD)

Secondary Employment

Daily Activity Reporting Patrol Hours	
Total Hours	2019/Nov
Number of Cruiser Patrol Hours	255.50
Number of Motorcycle Patrol Hours	0.00
Number of Marine Patrol Hours	0.00
Number of ATV Patrol Hours	0.00
Number of Snowmobile Patrol Hours	0.00
Number of Bicycle Patrol Hours	0.00
Number of Foot Patrol Hours	31.00
Number of School Patrol Hours	67.50

Data source (Daily Activity Reporting System) date: 2019/12/12

Staffing Updates	
Transfers:	One member transferred in // One member transferred out

Detachment Initiatives	
Number of Targeted Media Releases:	Nov 1 - Update - Possession of Stolen Property and Drugs / Nov 5 - Suspicious Activity Results in Impaired Charges / Nov 7 - Oxford County OPP Community Safety Awareness / 15 Nov -Multiple Crimes Accused Located and Arrested / Nov 22 - OPP Launches Seasonal Festive RIDE Campaign / Nov 25 - OPP Arrest Several Impaired Drivers / Nov 29 - OPP Auxiliary Unit Food Drive / Nov 29 - Crime Prevention in Everyone's Responsibility
Crime and Traffic Campaigns/Initiatives:	November 23 to January 2 - Festive RIDE
Other:	Auxiliary Hours: Total 219.50 - Admin: 8.00, Comm. Policing: 72.00, Patrol: 50.50, Training: 89.00 // Community Services: Nov 11 - Remembrance Day / Nov 12 - Community Safety Awareness presentation / Nov 16 - Christmas Parade / Nov 28 - St Jude's Safety Presentation / Nov 30 - Cram a Cruiser

Detachment: 6S - OXFORD

Location code(s): 6S00 - OXFORD

Area code(s): 6205 - Ingersoll (old association)

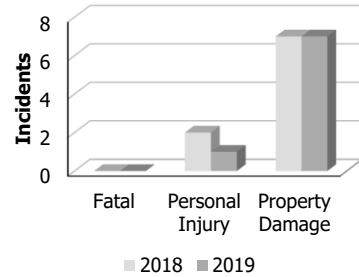
Report Generated on:

10-Dec-19 11:00:48 AM

PP-CSC-Operational Planning-4300

Police Services Board Report for '6205 - Ingersoll' Motor Vehicle Collisions
Records Management System
November 2019

Motor Vehicle Collisions by Type						
Incidents	November			Year to Date November		
	2018	2019	% Change	2018	2019	% Change
Fatal	0	0	N/C	0	0	N/C
Personal Injury	2	1	-50.0%	18	11	-38.9%
Property Damage	7	7	0.0%	92	93	1.1%
Total	9	8	-11.1%	110	104	-5.5%



Data contained within this report is dynamic in nature and numbers will change over time as the Ontario Provincial Police continue to investigate and solve crime.

Data Utilized

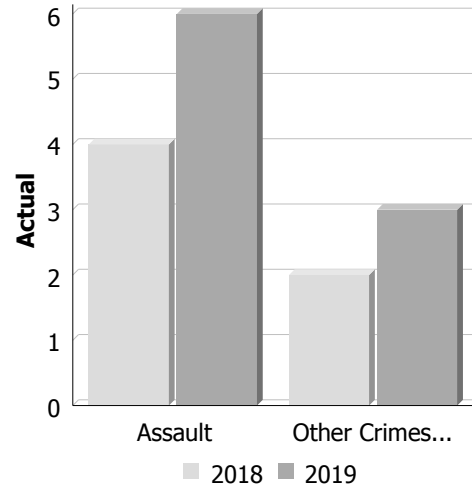
Niche RMS All Offence Level Business Intelligence Cube

Detachment: 6S - OXFORD
Area: 6205 - Ingersoll
Data source date: 2019/12/10

**Police Services Board Report for Ingersoll
Records Management System
November - 2019**

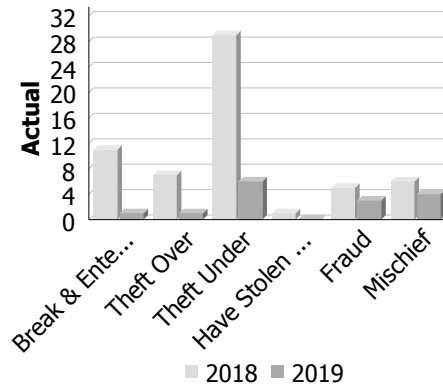
Violent Crime

Actual	November			Year to Date - November		
	2018	2019	% Change	2018	2019	% Change
Murder	0	0	--	0	0	--
Other Offences Causing Death	0	0	--	0	0	--
Attempted Murder	0	0	--	0	0	--
Sexual Assault	0	0	--	19	16	-15.8%
Assault	4	6	50.0%	62	72	16.1%
Abduction	0	0	--	1	3	200.0%
Robbery	0	0	--	0	0	--
Other Crimes Against a Person	2	3	50.0%	27	36	33.3%
Total	6	9	50.0%	109	127	16.5%



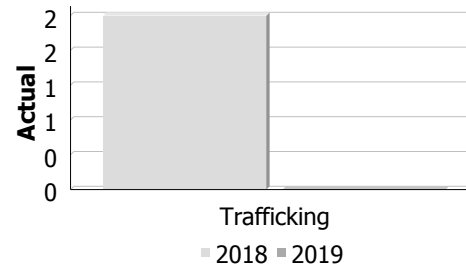
Property Crime

Actual	November			Year to Date - November		
	2018	2019	% Change	2018	2019	% Change
Arson	0	0	--	3	3	0.0%
Break & Enter	11	1	-90.9%	54	64	18.5%
Theft Over	7	1	-85.7%	62	43	-30.6%
Theft Under	29	6	-79.3%	196	202	3.1%
Have Stolen Goods	1	0	-100.0%	6	9	50.0%
Fraud	5	3	-40.0%	55	61	10.9%
Mischief	6	4	-33.3%	76	92	21.1%
Total	59	15	-74.6%	452	474	4.9%



Drug Crime

Actual	November			Year to Date - November		
	2018	2019	% Change	2018	2019	% Change
Possession	0	0	--	8	6	-25.0%
Trafficking	2	0	-100.0%	8	4	-50.0%
Importation and Production	0	0	--	1	0	-100.0%
Total	2	0	-100.0%	17	10	-41.2%



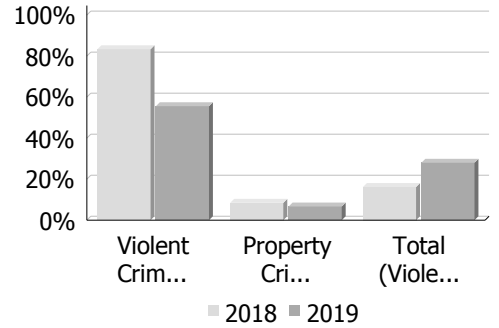
Detachment: 6S - OXFORD
Location code(s): 6S00 - OXFORD
Area code(s): 6205 - Ingersoll
Data source date:
 2019/12/07

Report Generated on:
 10-Dec-19 10:09:05 AM
 PP-CSC-Operational Planning-4300

**Police Services Board Report for Ingersoll
Records Management System
November - 2019**

Clearance Rate

Clearance Rate	November			Year to Date - November		
	2018	2019	Difference	2018	2019	Difference
Violent Crime	83.3%	55.6%	-27.8%	81.6%	63.0%	-18.7%
Property Crime	8.5%	6.7%	-1.8%	16.8%	15.8%	-1.0%
Drug Crime	0.0%	--	--	58.8%	60.0%	1.2%
Total (Violent, Property & Drug)	16.2%	28.0%	11.8%	31.5%	27.2%	-4.3%



Data contained within this report is dynamic in nature and numbers will change over time as the Ontario Provincial Police continue to investigate and solve crime.

Data Utilized

- Major Crimes
- Niche RMS All Offence Level Business Intelligence Cube

Detachment: 6S - OXFORD
Location code(s): 6S00 - OXFORD
Area code(s): 6205 - Ingersoll
Data source date:
 2019/12/07

Report Generated on:
 10-Dec-19 10:09:05 AM
 PP-CSC-Operational Planning-4300

Ingersoll Police Services Board Report

November 2019

Provincial Offence Notices		
Charge	Monthly PON	PON Year to Date
Speeding	1	50
<i>Roads with more than one speeding violation</i>		
Notes:		
<i>Percentage of people charged from outside area:</i>	100%	
<i>Non Speeding Violations</i>		
Moving Violations (Fail to Stop, Disobey Sign, Fail to Yield, Improper Turn, etc)	3	149
Non-moving Violations (Licence plate, Insurance, Valtag, etc)	17	156
Distracted Driving (Drive Handheld Device, Careless Driving, etc)	3	25
Other Provincial Offence Statutes (Trespass, Liquor, Cannabis, etc)	2	29
CMV (Half load, etc)	0	2
Seatbelt	1	17
Notes:		
<i>Bylaw</i>		
Parking	2	90
Other (Noise, other)	0	0
Totals	29	518



Calls For Service (CFS) Billing Summary Report

Ingersoll November - 2019

Billing Categories <i>(Billing categories below do not match traditional crime groupings)</i>	2019				2018			
	November	Year to Date	Time Standard	Year To Date Weighted Hours	November	Year to Date	Time Standard	Year To Date Weighted Hours
Violent Criminal Code	9	138	15.9	2,194.2	7	133	15.9	2,114.7
Property Crime Violations	20	504	6.8	3,427.2	60	523	6.8	3,556.4
Other Criminal Code Violations (Excluding traffic)	4	83	7.9	655.7	12	99	7.9	782.1
Drug Possession	3	34	6.4	217.6	1	35	6.4	224.0
Drugs	0	4	37.0	148.0	2	10	37.0	370.0
Statutes & Acts	27	266	3.3	877.8	15	245	3.3	808.5
Operational	113	1,772	3.6	6,379.2	135	1,723	3.6	6,202.8
Operational2	81	694	1.3	902.2	47	519	1.3	674.7
Traffic	13	160	3.4	544.0	18	154	3.4	523.6
Total	270	3,655		15,345.9	297	3,441		15,256.8

Note to Detachment Commanders:

- **The content of each report is to be shared by the Detachment Commander only with the municipality for which it was generated. The municipality may treat this as a public document and distribute it as they wish.**
- All data is sourced from the Niche RMS application. Included are 'reported' occurrences (actuals and unfounded occurrences) for 'billable' occurrences ONLY. Data is refreshed on a weekly basis.
- The Traffic category includes motor vehicle collision (MVC) occurrences entered into Niche (UCR code 8521). MVCs are NOT sourced from the eCRS application for this report.
- Only the primary violation is counted within an occurrence.
- Time standards displayed are for the 2017 billing period.

Note to Municipalities:

- Data contained within this report is dynamic in nature and numbers will change over time as the Ontario Provincial Police continues to investigate and solve crime.
- This report is NOT to be used for crime trend analysis as not all occurrences are included.
- Data groupings within this report do not match traditional crime groupings seen in other public reports such as the OPP Police Services Board reports or Statistics Canada reporting.



High School Resource Officer Report Ingersoll District Collegiate Institute

2019 – 2020 School Year

November 2019

Submitted by Provincial Constable Kevin Bylsma

Criminal Code Calls for Service

Incident Type	This Month	YTD Total
Assault		1
Mischief		
Threats / Intimidation		1
Theft	1	5
Drugs		
Trouble with Youth	3	7
Other	6	20
Total	10	34
Police Action Taken	This Month	YTD Total
Warnings	5	12
Charges		2
Diversions		
Assist Other Officer	2	3

Provincial Offence Calls for Service

Incident Type	This Month	YTD Total
Highway Traffic Act/By-Laws	1	17
Trespass to Property Act		1
Liquor Licence Act		
Mental Health Act		1
Smoke-Free Ontario Act		5
Ontario Cannabis Act	1	1
Total	2	25
Police Action Taken	This Month	YTD Total
Warnings		10
Charges		13
Diversions	1	3
Assist Other Officer		

Other Calls for Service

Incident Type	This Month	YTD Total
See "Events" tab below	1	5

Calls for Service by Location

Location	This Month	YTD Total
IDCI	7	31
Fusion Youth Centre		1
Ingersoll Community	6	32

Meetings

- Daily conversations with IDCI Principal and Vice-Principal.
- Oxford Drug Awareness Committee meeting.

Presentations

- Law class spoken to about search/seizure and rights to counsel.

Events

- United Way Stair Climb

Officer Comments

-



**Coordinator: O.P.P. Constable Patti Cote
W.P.S. S/Pc Shaylyn Jackson
E-mail: oxfordcs@execulink.com
Web site: <http://www.oxfordcrimestoppers.com>**

To: Board of Directors, Crime Stoppers of Oxford Inc.
Cc: Inspector Tony Hymers, Oxford OPP
Inspector Paul Hess, Woodstock PS
Staff Sgt Jen Ormsby, Oxford OPP
Det/Sgt. Nathan Hergott, Woodstock PS

Monthly Statistics for November, 2019

- 26 Total Calls received this month.**
- 15 Woodstock PS tips**
- 9 OPP tips**
- 1 Assigned/out to other Crime Stoppers programs or Agency**
- 1 Not Assigned**

STATS FOR OPP: TIPS RECEIVED PER ZONE

**5 for Tillsonburg
2 for Ingersoll
0 for Zorra
2 for Norwich
0 for South West Oxford
0 for East Zorra-Tavistock
0 for Blandford-Blenheim**

Meetings/Events Attended This Month

- Gala – 12Nov19
- Christmas Parades – 16Nov19



Crime of the Week Reports

	Location	Crime	This month	YTD
OPP	Oxford	Break, Enters, Thefts and Mischiefs etc.	0	18
WPS	Woodstock	Break, Enters, Mischiefs	1	23

Awareness

Media Relations:

- Crime of the Week submissions sent to the local media outlets including print and television as well as social media which include our website

Fundraising:

- Boston Pizza in January

Promotions:

Upcoming Events

Next meeting is December 10th, 2019



Co-coordinator: OPP Cst. Patti Cote, WPS S/Pc Shaylyn Jackson
 Chairperson: Mr. Glen Blair

Statistics

	This Month	YTD	SI (1991)
Tips Received	26	326	10,378
Arrests	1	15	2011
WPS Arrests	0	5	n/a
OPP Arrests	1	10	n/a
Other Arrests (Immigration)	0	0	0
Web Tips	13	181	1156 (2006)
In-House	4	60	1490 (2004)
Call Centre	9	108	2109 (2004)
E-Transfer	0	0	1349 (2004)
Cases Cleared			
Total Cleared	1	12	1,412
Total Charges Laid	6	27	2,723
WPS Charges	0	10	n/a
OPP Charges	6	19	n/a
Rewards Approved	1	9	1479
Property Recovered	0	7500	\$2,274,304
Narcotics recovered	0	25,755	\$7,399,799
		Total	\$9,835,203

Respectfully Submitted by
Patti Cote, Shaylyn Jackson
Police Co-coordinator
Crime Stoppers of Oxford
Oxford County O.P.P./Woodstock Police Service