



# Oxford County



## Police Services Board Report



May 2020

**Police Services Board Report for Ingersoll  
2020/May**

<b>Public Complaints</b>	
Policy	0
Service	0
Conduct	0

**Date information collected from Professional Standards Bureau Commander Reports:** 2020-06-08

**Data Source**

Ontario Provincial Police, Professional Standards Bureau Commander Reports

- Includes all public policy, service and conduct complaints submitted to the Office of the Independent Police Review Director (OIPRD)

<b>Secondary Employment</b>
-----------------------------

<b>Daily Activity Reporting Patrol Hours</b>	
<b>Total Hours</b>	<b>2020/May</b>
Number of Cruiser Patrol Hours	431.50
Number of Motorcycle Patrol Hours	0.00
Number of Marine Patrol Hours	0.00
Number of ATV Patrol Hours	0.00
Number of Snowmobile Patrol Hours	0.00
Number of Bicycle Patrol Hours	0.00
Number of Foot Patrol Hours	30.00
Number of School Patrol Hours	0.00

**Data source (Daily Activity Reporting System) date:** 2020/06/07

<b>Staffing Updates</b>	
Transfers:	Six members arrived from OPC

<b>Detachment Initiatives</b>	
Number of Targeted Media Releases:	May 11 - Preventable Road Fatalities Up Heading into Canada Road Safety Week / May 15 - Firearm and Tools Stolen from Storage Unit / May 22 - OPP Concerned by Recent Opioid-Related Deaths / May 25 - OPP Respond to Ongoing Trespassing Issues / May 27 - OPP Investigate Break and Enter / May 29 - OPP Urge Citizens to be Alert When Making Online Purchases
Crime and Traffic Campaigns/Initiatives:	Canada Road Safety Week (May 12 - 18)

**Detachment:** 6S - OXFORD

**Location code(s):** 6S00 - OXFORD

**Area code(s):** 6205 - Ingersoll (old association)

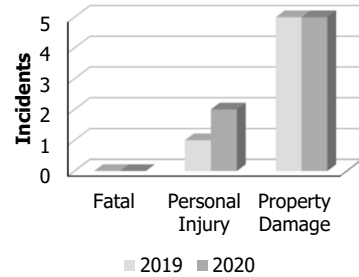
**Report Generated on:**

8-Jun-20 3:15:28 PM

PP-CSC-Operational Planning-4300

**Police Services Board Report for 'Ingersoll' Motor Vehicle Collisions**  
**Records Management System**  
**May 2020**

<b>Motor Vehicle Collisions by Type</b>						
<b>Incidents</b>	<b>May</b>			<b>Year to Date May</b>		
	2019	2020	% Change	2019	2020	% Change
Fatal	0	0	N/C	0	0	N/C
Personal Injury	1	2	100.0%	5	4	-20.0%
Property Damage	5	5	0.0%	45	25	-44.4%
<b>Total</b>	<b>6</b>	<b>7</b>	<b>16.7%</b>	<b>50</b>	<b>29</b>	<b>-42.0%</b>



Data contained within this report is dynamic in nature and numbers will change over time as the Ontario Provincial Police continue to investigate and solve crime.

**Data Utilized**

Niche RMS All Offence Level Business Intelligence Cube

**Detachment:** 6S - OXFORD

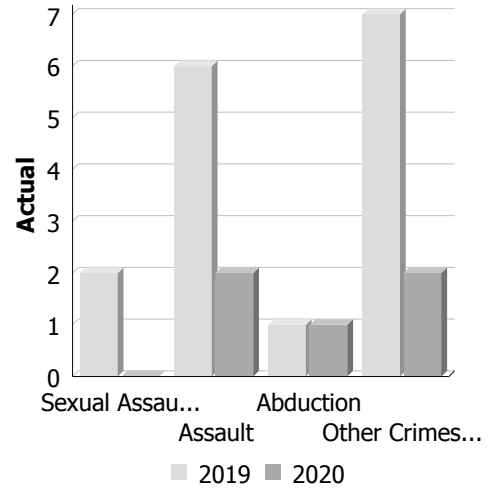
**Area:** Ingersoll

**Data source date:** 2020/06/08

**Police Services Board Report for Ingersoll  
Records Management System  
May - 2020**

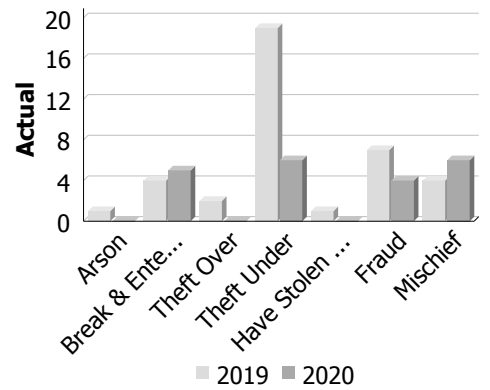
**Violent Crime**

Actual	May			Year to Date - May		
	2019	2020	% Change	2019	2020	% Change
Murder	0	0	--	0	0	--
Other Offences Causing Death	0	0	--	0	0	--
Attempted Murder	0	0	--	0	0	--
Sexual Assault	2	0	-100.0%	9	6	-33.3%
Assault	6	2	-66.7%	32	26	-18.8%
Abduction	1	1	0.0%	1	1	0.0%
Robbery	0	0	--	0	0	--
Other Crimes Against a Person	7	2	-71.4%	16	13	-18.8%
<b>Total</b>	<b>16</b>	<b>5</b>	<b>-68.8%</b>	<b>58</b>	<b>46</b>	<b>-20.7%</b>



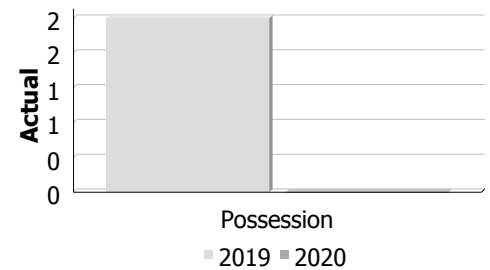
**Property Crime**

Actual	May			Year to Date - May		
	2019	2020	% Change	2019	2020	% Change
Arson	1	0	-100.0%	2	0	-100.0%
Break & Enter	4	5	25.0%	23	23	0.0%
Theft Over	2	0	-100.0%	12	9	-25.0%
Theft Under	19	6	-68.4%	93	69	-25.8%
Have Stolen Goods	1	0	-100.0%	3	2	-33.3%
Fraud	7	4	-42.9%	23	30	30.4%
Mischief	4	6	50.0%	34	32	-5.9%
<b>Total</b>	<b>38</b>	<b>21</b>	<b>-44.7%</b>	<b>190</b>	<b>165</b>	<b>-13.2%</b>



**Drug Crime**

Actual	May			Year to Date - May		
	2019	2020	% Change	2019	2020	% Change
Possession	2	0	-100.0%	4	1	-75.0%
Trafficking	0	0	--	2	2	0.0%
Importation and Production	0	0	--	0	0	--
<b>Total</b>	<b>2</b>	<b>0</b>	<b>-100.0%</b>	<b>6</b>	<b>3</b>	<b>-50.0%</b>

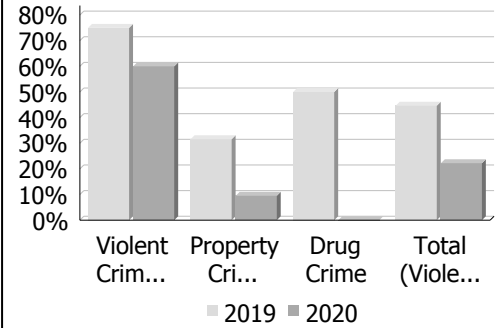


**Detachment:** 6S - OXFORD  
**Location code(s):** 6S00 - OXFORD  
**Area code(s):** 6205 - Ingersoll  
**Data source date:**  
 2020/06/06

**Report Generated on:**  
 8-Jun-20 2:49:26 PM  
 PP-CSC-Operational Planning-4300

**Police Services Board Report for Ingersoll  
Records Management System  
May - 2020**

<b>Clearance Rate</b>						
<b>Clearance Rate</b>	May			Year to Date - May		
	2019	2020	Difference	2019	2020	Difference
Violent Crime	75.0%	60.0%	-15.0%	70.7%	56.5%	-14.2%
Property Crime	31.6%	9.5%	-22.1%	15.3%	13.9%	-1.3%
Drug Crime	50.0%	--	--	66.7%	66.7%	0.0%
<b>Total (Violent, Property &amp; Drug)</b>	<b>44.6%</b>	<b>22.2%</b>	<b>-22.4%</b>	<b>29.4%</b>	<b>25.2%</b>	<b>-4.2%</b>



Data contained within this report is dynamic in nature and numbers will change over time as the Ontario Provincial Police continue to investigate and solve crime.

**Data Utilized**

- Major Crimes
- Niche RMS All Offence Level Business Intelligence Cube

**Detachment:** 6S - OXFORD  
**Location code(s):** 6S00 - OXFORD  
**Area code(s):** 6205 - Ingersoll  
**Data source date:**  
 2020/06/06

**Report Generated on:**  
 8-Jun-20 2:49:26 PM  
 PP-CSC-Operational Planning-4300

## Ingersoll Police Services Board Report

May 2020

<b>Provincial Offence Notices</b>		
Charge	Monthly PON	PON Year to Date
Speeding	19	24
<b><i>Roads with more than one speeding violation</i></b>		
<i>King Street (9), Ingersoll Street (6), Harris Street (3)</i>		
Notes:		
<i>Percentage of people charged from outside area:</i>	47%	
<b><i>Non Speeding Violations</i></b>		
<b>Moving Violations</b> (Fail to Stop, Disobey Sign, Fail to Yield, Improper Turn, etc)	9	13
<b>Non-moving Violations</b> (Licence plate, Insurance, Valtag, etc)	6	51
<b>Distracted Driving</b> (Drive Handheld Device, Careless Driving, etc)	4	8
<b>Other Provincial Offence Statutes</b> (Trespass, Liquor, Cannabis, etc)	1	7
<b>CMV</b> (Half load, etc)	0	0
<b>Seatbelt</b>	2	3
Notes:		
<b><i>Bylaw</i></b>		
<b>Parking</b>	0	95
<b>Other</b> (Noise, other)	0	0
<b>Totals</b>	<b>41</b>	<b>201</b>



## Calls For Service (CFS) Billing Summary Report

### Ingersoll May - 2020

Billing Categories <i>(Billing categories below do not match traditional crime groupings)</i>	2020				2019			
	May	Year to Date	Time Standard	Year To Date Weighted Hours	May	Year to Date	Time Standard	Year To Date Weighted Hours
Violent Criminal Code	6	48	15.9	763.2	18	64	15.9	1,017.6
Property Crime Violations	26	170	6.8	1,156.0	41	208	6.8	1,414.4
Other Criminal Code Violations (Excluding traffic)	3	24	7.9	189.6	12	37	7.9	292.3
Drug Possession	1	6	6.4	38.4	2	14	6.4	89.6
Drugs	0	2	37.0	74.0	0	2	37.0	74.0
Statutes & Acts	10	75	3.3	247.5	34	119	3.3	392.7
Operational	113	591	3.6	2,127.6	165	746	3.6	2,685.6
Operational2	29	126	1.3	163.8	67	289	1.3	375.7
Traffic	13	51	3.4	173.4	17	67	3.4	227.8
<b>Total</b>	<b>201</b>	<b>1,093</b>		<b>4,933.5</b>	<b>356</b>	<b>1,546</b>		<b>6,569.7</b>

#### **Note to Detachment Commanders:**

- The content of each report is to be shared by the Detachment Commander only with the municipality for which it was generated. The municipality may treat this as a public document and distribute it as they wish.
- All data is sourced from the Niche RMS application. Included are 'reported' occurrences (actuals and unfounded occurrences) for 'billable' occurrences ONLY. Data is refreshed on a weekly basis.
- The Traffic category includes motor vehicle collision (MVC) occurrences entered into Niche (UCR code 8521). MVCs are NOT sourced from the eCRS application for this report.
- Only the primary violation is counted within an occurrence.
- Time standards displayed are for the 2017 billing period.

#### **Note to Municipalities:**

- Data contained within this report is dynamic in nature and numbers will change over time as the Ontario Provincial Police continues to investigate and solve crime.
- This report is NOT to be used for crime trend analysis as not all occurrences are included.
- Data groupings within this report do not match traditional crime groupings seen in other public reports such as the OPP Police Services Board reports or Statistics Canada reporting.



# High School Resource Officer Report Ingersoll District Collegiate Institute

2019 – 2020 School Year

May 2020

Submitted by Provincial Constable Kevin Bylsma

## Criminal Code Calls for Service

<b>Incident Type</b>	<b>This Month</b>	<b>YTD Total</b>
Assault	1	8
Mischief		2
Threats / Intimidation		4
Theft	4	11
Drugs	1	1
Trouble with Youth	1	15
Other	19	52
<b>Total</b>	<b>26</b>	<b>93</b>
<b>Police Action Taken</b>	<b>This Month</b>	<b>YTD Total</b>
Warnings	1	24
Charges		2
Diversions		
Assist Other Officer	4	18

## Provincial Offence Calls for Service

<b>Incident Type</b>	<b>This Month</b>	<b>YTD Total</b>
Highway Traffic Act/By-Laws	13	37
Trespass to Property Act		6
Liquor Licence Act		
Mental Health Act		7
Smoke-Free Ontario Act		15
Ontario Cannabis Act		1
<b>Total</b>	<b>13</b>	<b>66</b>
<b>Police Action Taken</b>	<b>This Month</b>	<b>YTD Total</b>
Warnings	2	25
Charges	3	21
Diversions		4
Assist Other Officer	4	8



## Other Calls for Service

<b>Incident Type</b>	<b>This Month</b>	<b>YTD Total</b>
See "Events" tab below	0	6

## Calls for Service by Location

<b>Location</b>	<b>This Month</b>	<b>YTD Total</b>
IDCI	1	59
Fusion Youth Centre	0	2
Ingersoll Community	37	103

## Meetings

- No meetings this month.

## Presentations

- No presentations this month.

## Events

- No events this month.

## Officer Comments

- IDCI/Fusion closed due to COVID-19 Pandemic
- Officer reassigned to work patrol zone in Ingersoll to assist with calls.



**Coordinator: O.P.P. Constable Patti Cote  
W.P.S. S/Pc Shaylyn Jackson  
E-mail: [oxfordcs@execulink.com](mailto:oxfordcs@execulink.com)  
Web site: <http://www.oxfordcrimestoppers.com>**

To: Board of Directors, Crime Stoppers of Oxford Inc.  
Cc: Inspector Tony Hymers, Oxford OPP  
Staff Sgt Jen Ormsby, Oxford OPP  
Det/Sgt. Nathan Hergott, Woodstock PS

### **Monthly Statistics for May, 2020**

**39 Total Calls received this month.  
22 Woodstock PS tips  
14 OPP tips  
0 Assigned/out to other Crime Stoppers programs or Agency  
3 Not Assigned**

### **STATS FOR OPP: TIPS RECEIVED PER ZONE**

**3 for Tillsonburg  
1 for Ingersoll  
1 for Zorra  
5 for Norwich  
0 for South West Oxford  
6 for East Zorra-Tavistock  
1 for Blandford-Blenheim**

### **Meetings/Events Attended This Month**

**Covid 19 cancelling all meetings and events**



**Crime of the Week Reports**

	<b>Location</b>	<b>Crime</b>	<b>This month</b>	<b>YTD</b>
<b>OPP</b>	Oxford	Break, Enters, Thefts and Mischiefs etc.	0	0
<b>WPS</b>	Woodstock	Break, Enters, Mischiefs	0	4

**Awareness**

**Media Relations:**

- Crime of the Week submissions sent to the local media outlets including print and television as well as social media which include our website

**Fundraising:**

**Promotions:**

**Upcoming Events**

Next meeting TBA – including AGM



Co-coordinator: OPP Cst. Patti Cote, WPS S/Pc Shaylyn Jackson  
 Chairperson: Mr. Glen Blair

**Statistics**

	<b>This Month</b>	<b>YTD</b>	<b>SI (1991)</b>
Tips Received	39	184	10,601
Arrests	0	5	2018
WPS Arrests	0	2	n/a
OPP Arrests	0	3	n/a
Other Arrests (Immigration)	0	0	0
Web Tips	20	105	1286 (2006)
In-House	1	15	1511 (2004)
Call Centre	18	61	2180 (2004)
E-Transfer	0	2	1351 (2004)
<b>Cases Cleared</b>			
Total Cleared	1	6	1,419
Total Charges Laid	4	16	2,744
WPS Charges	0	7	n/a
OPP Charges	4	9	n/a
Rewards Approved from previous month	0	5	1484
Property Recovered	0	5000	\$2,299,305
Narcotics recovered	0	0	\$7,399,799
		<b>Total</b>	<b>\$9,699,104</b>

Respectfully Submitted by  
**Patti Cote, Shaylyn Jackson**  
**Police Co-coordinator**  
**Crime Stoppers of Oxford**  
**Oxford County O.P.P./Woodstock Police Service**