



Oxford County



Police Services Board Report



May 2019

**Police Services Board Report for Ingersoll
2019/May**

Public Complaints	
Policy	0
Service	0
Conduct	1

Date information collected from Professional Standards Bureau Commander Reports: 2019-06-12

Data Source

Ontario Provincial Police, Professional Standards Bureau Commander Reports

- Includes all public policy, service and conduct complaints submitted to the Office of the Independent Police Review Director (OIPRD)

Secondary Employment

Daily Activity Reporting Patrol Hours	
Total Hours	2019/May
Number of Cruiser Patrol Hours	337.25
Number of Motorcycle Patrol Hours	0.00
Number of Marine Patrol Hours	0.00
Number of ATV Patrol Hours	0.00
Number of Snowmobile Patrol Hours	0.00
Number of Bicycle Patrol Hours	1.25
Number of Foot Patrol Hours	27.25
Number of School Patrol Hours	71.25

Data source (Daily Activity Reporting System) date: 2019/06/08

Staffing Updates	
Other:	One member resigned

Detachment Initiatives

Detachment: 6S - OXFORD
Location code(s): 6S00 - OXFORD
Area code(s): 6205 - Ingersoll (old association)

Report Generated on:
 12-Jun-19 9:56:22 AM
 PP-CSC-Operational Planning-4300

**Police Services Board Report for Ingersoll
2019/May**

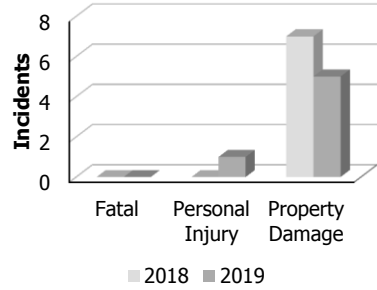
Number of Targeted Media Releases:	May 6 - Vehicle Passes School Bus with Lights Activated / May 6 - School Playground Equipment Vandalized / May 7 - Tools Stolen from Garage that was Left Open / May 7 - Computer Stolen From Unlocked Motor Vehicle / May 7 - 911 Called After Sisters Fight Over Marihuana / May 8 - Scammers Target Grandparent - Don't be a Victim / May 9 - Police Investigate Break and Enter / May 9 - Carbon Tax Scam / May 10 - Street Crime Unit Executes Search Warrant / May 10 - Road Fatalities Down Ahead of National Traffic Safety Campaign / May 13 - OPP Remind Drivers About Smoking in Vehicles with Passengers Under 16 Years / May 13 - Tip Jar Stolen from Store / May 13 - Stealing from Donation Bin Results in Charge / May 14 - Dirt Bike Stolen from Backyard / May 14 - Ownership and Insurance Stolen from Unlocked Vehicle / May 22 - Update - Street Crime Unit Executes Search Warrant - Do You Own This Bicycle / May 29 - Police Investigate Break and Enter / May 29 - Oxford OPP Raising the Red Flag at Number of 911 Calls
Crime and Traffic Campaigns/Initiatives:	Canada Road Safety Week (May 14 - 20) / Victoria Day Weekend Provincial Traffic Safety Campaign (May 17 - 20) / Focused Patrol: Speed Enforcement on North Town Line, Ingersoll
Lock It or Lose It:	May 20 - Canadian Tire, Shoppers Drug Mart, Independent & Thames Street - 100 vehicles checked (8 unlocked / 4 with valuables visible)
Other:	Auxiliary Hours: Total 83.00 - Admin: 5.00, Comm. Policing: 31.00, Patrol: 15.50, Training: 31.50 // Community Services: May 4 - Criminal Record Check Day / May 1, 13, 15, 22, 23 - OPP Kids Events - Laurie Hawkins School / May 22 - Royal Roads School presentation / May 28 - Crime Stoppers Human Trafficking Awareness Event / May 30 - Royal Roads School tour of detachment

Detachment: 6S - OXFORD
Location code(s): 6S00 - OXFORD
Area code(s): 6205 - Ingersoll (old association)

Report Generated on:
12-Jun-19 9:56:22 AM
PP-CSC-Operational Planning-4300

Police Services Board Report for '6205 - Ingersoll' Motor Vehicle Collisions
Records Management System
May 2019

Motor Vehicle Collisions by Type						
Incidents	May			Year to Date May		
	2018	2019	% Change	2018	2019	% Change
Fatal	0	0	N/C	0	0	N/C
Personal Injury	0	1	N/C	8	5	-37.5%
Property Damage	7	5	-28.6%	50	46	-8.0%
Total	7	6	-14.3%	58	51	-12.1%



Data contained within this report is dynamic in nature and numbers will change over time as the Ontario Provincial Police continue to investigate and solve crime.

Data Utilized

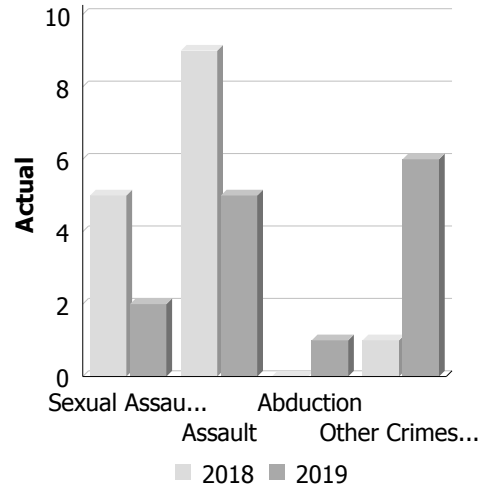
Niche RMS All Offence Level Business Intelligence Cube

Detachment: 6S - OXFORD
Area: 6205 - Ingersoll
Data source date: 2019/06/11

**Police Services Board Report for Ingersoll
Records Management System
May - 2019**

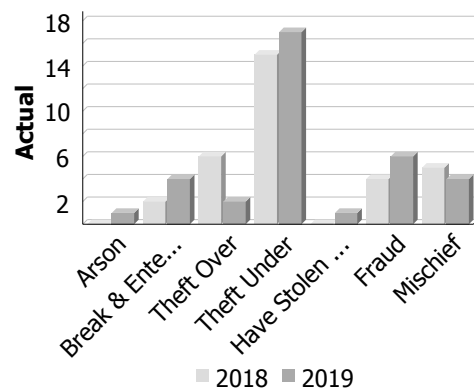
Violent Crime

Actual	May			Year to Date - May		
	2018	2019	% Change	2018	2019	% Change
Murder	0	0	--	0	0	--
Other Offences Causing Death	0	0	--	0	0	--
Attempted Murder	0	0	--	0	0	--
Sexual Assault	5	2	-60.0%	11	10	-9.1%
Assault	9	5	-44.4%	30	31	3.3%
Abduction	0	1	--	1	1	0.0%
Robbery	0	0	--	0	0	--
Other Crimes Against a Person	1	6	500.0%	12	15	25.0%
Total	15	14	-6.7%	54	57	5.6%



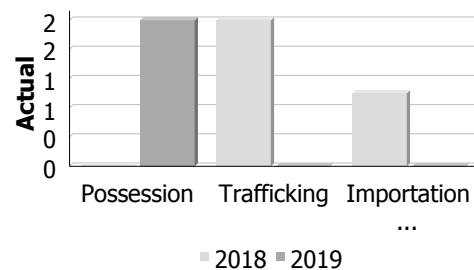
Property Crime

Actual	May			Year to Date - May		
	2018	2019	% Change	2018	2019	% Change
Arson	0	1	--	0	2	--
Break & Enter	2	4	100.0%	13	22	69.2%
Theft Over	6	2	-66.7%	19	14	-26.3%
Theft Under	15	17	13.3%	58	91	56.9%
Have Stolen Goods	0	1	--	1	3	200.0%
Fraud	4	6	50.0%	19	22	15.8%
Mischief	5	4	-20.0%	33	34	3.0%
Total	32	35	9.4%	143	188	31.5%



Drug Crime

Actual	May			Year to Date - May		
	2018	2019	% Change	2018	2019	% Change
Possession	0	2	--	3	4	33.3%
Trafficking	2	0	-100.0%	3	2	-33.3%
Importation and Production	1	0	-100.0%	1	0	-100.0%
Total	3	2	-33.3%	7	6	-14.3%

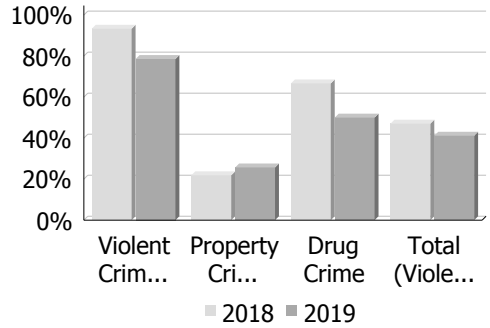


Detachment: 6S - OXFORD
Location code(s): 6S00 - OXFORD
Area code(s): 6205 - Ingersoll
Data source date:
 2019/06/08

Report Generated on:
 11-Jun-19 3:19:29 PM
 PP-CSC-Operational Planning-4300

**Police Services Board Report for Ingersoll
Records Management System
May - 2019**

Clearance Rate						
Clearance Rate	May			Year to Date - May		
	2018	2019	Difference	2018	2019	Difference
Violent Crime	93.3%	78.6%	-14.8%	92.6%	71.9%	-20.7%
Property Crime	21.9%	25.7%	3.8%	23.8%	13.3%	-10.5%
Drug Crime	66.7%	50.0%	-16.7%	42.9%	66.7%	23.8%
Total (Violent, Property & Drug)	47.1%	41.2%	-5.9%	43.8%	28.2%	-15.6%



Data contained within this report is dynamic in nature and numbers will change over time as the Ontario Provincial Police continue to investigate and solve crime.

Data Utilized

- Major Crimes
- Niche RMS All Offence Level Business Intelligence Cube

Detachment: 6S - OXFORD
Location code(s): 6S00 - OXFORD
Area code(s): 6205 - Ingersoll
Data source date:
 2019/06/08

Report Generated on:
 11-Jun-19 3:19:29 PM
 PP-CSC-Operational Planning-4300

Ingersoll Police Services Board Report

March 2019

Provincial Offence Notices		
Charge	Monthly PON	PON Year to Date
Speeding	0	7
<i>Roads with more than one speeding violation</i>		
<i>Notes:</i>		
<i>Percentage of people charged from outside area:</i>		
Non Speeding Violations		
Moving Violations (Fail to Stop, Disobey Sign, Fail to Yield, Improper Turn, etc)	10	44
Non-moving Violations (Licence plate, Insurance, Valtag, etc)	18	70
Distracted Driving (Drive Handheld Device, Careless Driving, etc)	6	10
Other Provincial Offence Statutes (Trespass, Liquor, Cannabis, etc)	3	10
CMV (Half load, etc)	0	0
Seatbelt	0	1
<i>Notes:</i>		
Bylaw		
Parking	7	86
Other (Noise, other)	0	0
Totals	44	228

Ingersoll Police Services Board Report

April 2019

Provincial Offence Notices		
Charge	Monthly PON	PON Year to Date
Speeding	6	13
<i>Roads with more than one speeding violation</i>		
<i>Ingersoll St, Charles St, North Town Line</i>		
<i>Notes:</i>		
<i>Percentage of people charged from outside area:</i>	66%	
<i>Non Speeding Violations</i>		
Moving Violations (Fail to Stop, Disobey Sign, Fail to Yield, Improper Turn, etc)	13	57
Non-moving Violations (Licence plate, Insurance, Valtag, etc)	19	89
Distracted Driving (Drive Handheld Device, Careless Driving, etc)	3	13
Other Provincial Offence Statutes (Trespass, Liquor, Cannabis, etc)	1	11
CMV (Half load, etc)	0	0
Seatbelt	1	2
<i>Notes:</i>		
<i>Bylaw</i>		
Parking	0	86
Other (Noise, other)	0	0
Totals	43	271

Ingersoll Police Services Board Report

May 2019

Provincial Offence Notices		
Charge	Monthly PON	PON Year to Date
Speeding	19	32
<i>Roads with more than one speeding violation</i>		
<i>Ingersoll St (7), Northtown Line (4), Clarke Rd (2), King St (2), Hamilton Rd (2), Misc (2)</i>		
<i>Notes:</i>		
<i>Percentage of people charged from outside area:</i>	63%	
<i>Non Speeding Violations</i>		
Moving Violations (Fail to Stop, Disobey Sign, Fail to Yield, Improper Turn, etc)	28	85
Non-moving Violations (Licence plate, Insurance, Valtag, etc)	11	100
Distracted Driving (Drive Handheld Device, Careless Driving, etc)	1	14
Other Provincial Offence Statutes (Trespass, Liquor, Cannabis, etc)	5	16
CMV (Half load, etc)	1	1
Seatbelt	3	5
<i>Notes:</i>		
<i>Bylaw</i>		
Parking	0	86
Other (Noise, other)	0	0
Totals	68	339



Calls For Service (CFS) Billing Summary Report

**Ingersoll
May - 2019**

Billing Categories <i>(Billing categories below do not match traditional crime groupings)</i>	2019				2018			
	May	Year to Date	Time Standard	Year To Date Weighted Hours	May	Year to Date	Time Standard	Year To Date Weighted Hours
Violent Criminal Code	16	63	15.9	1,001.7	19	77	15.9	1,224.3
Property Crime Violations	37	205	6.8	1,394.0	40	184	6.8	1,251.2
Other Criminal Code Violations (Excluding traffic)	11	36	7.9	284.4	9	42	7.9	331.8
Drug Possession	3	14	6.4	89.6	4	14	6.4	89.6
Drugs	0	2	37.0	74.0	3	4	37.0	148.0
Statutes & Acts	31	117	3.3	386.1	22	109	3.3	359.7
Operational	144	719	3.6	2,588.4	185	727	3.6	2,617.2
Operational2	60	281	1.3	365.3	39	203	1.3	263.9
Traffic	17	67	3.4	227.8	11	79	3.4	268.6
Total	319	1,504		6,411.3	332	1,439		6,554.3

Note to Detachment Commanders:

- The content of each report is to be shared by the Detachment Commander only with the municipality for which it was generated. The municipality may treat this as a public document and distribute it as they wish.
- All data is sourced from the Niche RMS application. Included are 'reported' occurrences (actuals and unfounded occurrences) for 'billable' occurrences ONLY. Data is refreshed on a weekly basis.
- The Traffic category includes motor vehicle collision (MVC) occurrences entered into Niche (UCR code 8521). MVCs are NOT sourced from the eCRS application for this report.
- Only the primary violation is counted within an occurrence.
- Time standards displayed are for the 2017 billing period.

Note to Municipalities:

- Data contained within this report is dynamic in nature and numbers will change over time as the Ontario Provincial Police continues to investigate and solve crime.
- This report is NOT to be used for crime trend analysis as not all occurrences are included.
- Data groupings within this report do not match traditional crime groupings seen in other public reports such as the OPP Police Services Board reports or Statistics Canada reporting.



High School Resource Officer Report Ingersoll District Collegiate Institute

2018 – 2019 School Year

April 2019

Submitted by Provincial Constable Kevin Bylsma

Criminal Code Calls for Service

Incident Type	This Month	YTD Total
Assault	1	2
Mischief		3
Threats / Intimidation	1	2
Theft	2	10
Drugs		1
Trouble with Youth		18
Other	3	27
Total	7	63
Police Action Taken	This Month	YTD Total
Warnings	3	19
Charges	3	4
Diversions		
Assist Other Officer	2	12

Provincial Offence Calls for Service

Incident Type	This Month	YTD Total
Highway Traffic Act	4	16
Trespass to Property Act	1	3
Liquor Licence Act	1	1
Mental Health Act	1	8
Smoke-Free Ontario Act	7	16
Ontario Cannabis Act	1	7
Total	15	51
Police Action Taken	This Month	YTD Total
Warnings	9	42
Charges	2	4
Diversions	3	3
Assist Other Officer		4

Other Calls for Service

Incident Type	This Month	YTD Total
See "Events" tab below	2	7

Calls for Service by Location

Location	This Month	YTD Total
IDCI	13	81
Fusion Youth Centre	0	2
Ingersoll Community	11	38

Meetings

- Meetings with IDCI Principal and Vice Principal.
- Awards/Bursaries Selections meeting

Presentations

- Vaping discussion in Health class
- Search and Seizure, Rights to Counsel – Q&A in Law class

Events

- McHappy Day at Ingersoll McDonalds
- Relay for Life event at IDCI

Officer Comments



**Coordinator: O.P.P. Constable Patti Cote
W.P.S. S/Pc Shaylyn Jackson
E-mail: oxfordcs@execulink.com
Web site: <http://www.oxfordcrimestoppers.com>**

To: Board of Directors, Crime Stoppers of Oxford Inc.
Cc: Inspector Tony Hymers, Oxford OPP
Inspector Paul Hess, Woodstock PS
Staff Sgt Jen Ormsby, Oxford OPP
Det/Sgt. Nathan Hergott, Woodstock PS

Monthly Statistics for May 2019

- 28 Total Calls received this month.**
- 14 Woodstock PS tips**
- 13 OPP tips**
- 1 Assigned/out to other Crime Stoppers programs or Agency**
- 0 Not Assigned**

STATS FOR OPP: TIPS RECEIVED PER ZONE

- 4 for Tillsonburg**
- 4 for Ingersoll**
- 1 for Zorra**
- 3 for Norwich**
- 0 for South West Oxford**
- 0 for East Zorra-Tavistock**
- 1 for Blandford-Blenheim**

Meetings/Events Attended This Month

- **Victoria Day Parade in Woodstock and Calithumpian Parade in Thamesford**
- **Human Trafficking – Information event was held May 28th, 2019 at the Unifor Local 636 Hall in Woodstock with over 200 attending**
- **OACS Conference in Windsor May 30-June 2nd**



Crime of the Week Reports

	Location	Crime	This month	YTD
OPP	Oxford	Break, Enters, Thefts and Mischiefs etc.	2	11
WPS	Woodstock	Break, Enters, Mischiefs	4	12

Awareness

Media Relations:

- Crime of the Week submissions sent to the local media outlets including print and television as well as social media which include our website

Fundraising:

- Golf Tournament to be held on June 13th at the Ingersoll Golf Course

Promotions:

Upcoming Events

Next meeting is June 11th, 2019



Co-coordinator: OPP Cst. Patti Cote, WPS S/Pc Shaylyn Jackson
 Chairperson: Mr. Glen Blair

Statistics

	This Month	YTD	SI (1991)
Tips Received	28	141	10,183
Arrests	2	11	2007
WPS Arrests	2	5	n/a
OPP Arrests	0	6	n/a
Other Arrests (Immigration)	0	0	0
Web Tips	14	86	1083 (2006)
In-House	5	29	1466 (2004)
Call Centre	10	35	2058 (2004)
E-Transfer	0	0	1349 (2004)
Cases Cleared			
Total Cleared	1	6	1,406
Total Charges Laid	2	14	2,710
WPS Charges	2	10	n/a
OPP Charges	0	4	n/a
Rewards Approved	0	5	1474
Property Recovered	0	0	\$2,264,304
Narcotics recovered	25,605	25,755	\$7,399,799
		Total	\$9,835,203

Respectfully Submitted by
Patti Cote, Shaylyn Jackson
Police Co-coordinator
Crime Stoppers of Oxford
Oxford County O.P.P./Woodstock Police Service