



Oxford County



Police Services Board Report



March 2020

**Police Services Board Report for Ingersoll
2020/Mar**

Public Complaints	
Policy	0
Service	0
Conduct	0

Date information collected from Professional Standards Bureau Commander Reports: 2020-04-24

Data Source

Ontario Provincial Police, Professional Standards Bureau Commander Reports

- Includes all public policy, service and conduct complaints submitted to the Office of the Independent Police Review Director (OIPRD)

Secondary Employment

Daily Activity Reporting Patrol Hours	
Total Hours	2020/Mar
Number of Cruiser Patrol Hours	390.00
Number of Motorcycle Patrol Hours	0.00
Number of Marine Patrol Hours	0.00
Number of ATV Patrol Hours	0.00
Number of Snowmobile Patrol Hours	0.00
Number of Bicycle Patrol Hours	0.00
Number of Foot Patrol Hours	10.75
Number of School Patrol Hours	37.00

Data source (Daily Activity Reporting System) date: 2020/04/18

Staffing Updates

Detachment Initiatives	
Number of Targeted Media Releases:	Mar 4 - March is Fraud Prevention Month / Mar 4 - Suspicious Person Arrested / Mar 10 - Police Nab Break and Enter Suspect / Mar 11 - Don't Veer for Deer / Mar 17 - OPP Take Steps to Limit Risk of Covid-19 Transmission / Mar 22 - Stolen Commercial Vehicle Driver Arrested / Mar 24 - Robbery of Vehicle -Suspects Outstanding / Mar 24 - Tips for Businesses Closing Due to Covid-19 / Mar 25 - Update - Robbery of Vehicle - Suspects Arrested
Safeguard Ontario:	Safeguard checks (Auxiliary Unit)
Other:	Auxiliary Hours: Total: 65.50 (Admin 24.00, Comm. Policing 16.00, Patrol 15.50, Training 10.00) / Community Events: Mar 4 - Special Olympics Bowling event / Mar 9 - Polar Plunge / Mar 9 - Ingersoll Resource Network meeting / Mar 6 & 12 - St Jude's OPP Kids presentation

Detachment: 6S - OXFORD

Location code(s): 6S00 - OXFORD

Area code(s): 6205 - Ingersoll (old association)

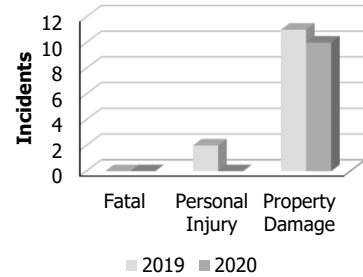
Report Generated on:

24-Apr-20 11:05:25 AM

PP-CSC-Operational Planning-4300

Police Services Board Report for '6205 - Ingersoll' Motor Vehicle Collisions
Records Management System
Mar 2019

Motor Vehicle Collisions by Type						
Incidents	Mar			Year to Date Mar		
	2019	2020	% Change	2019	2020	% Change
Fatal	0	0	N/C	0	0	N/C
Personal Injury	2	0	-100.0%	3	1	-66.7%
Property Damage	11	10	-9.1%	33	17	-48.5%
Total	13	10	-23.1%	36	18	-50.0%



Data contained within this report is dynamic in nature and numbers will change over time as the Ontario Provincial Police continue to investigate and solve crime.

Data Utilized

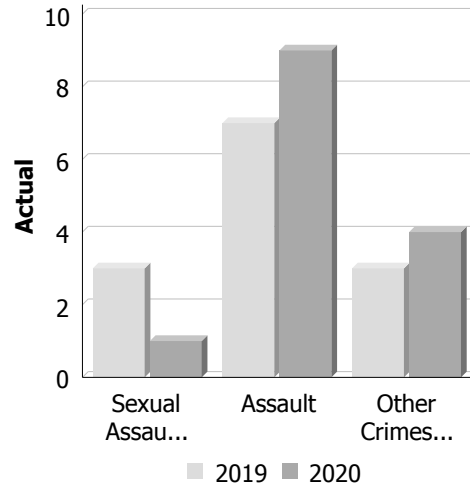
Niche RMS All Offence Level Business Intelligence Cube

Detachment: 6S - OXFORD
Area: 6205 - Ingersoll
Data source date: 2020/04/24

**Police Services Board Report for Ingersoll
Records Management System
March - 2020**

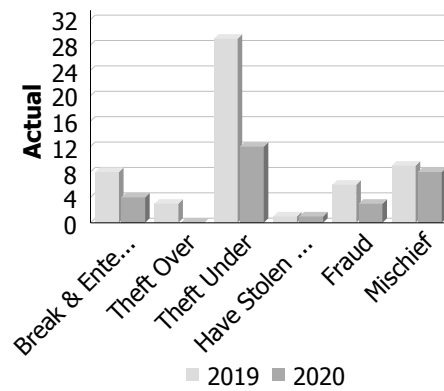
Violent Crime

Actual	March			Year to Date - March		
	2019	2020	% Change	2019	2020	% Change
Murder	0	0	--	0	0	--
Other Offences Causing Death	0	0	--	0	0	--
Attempted Murder	0	0	--	0	0	--
Sexual Assault	3	1	-66.7%	5	5	0.0%
Assault	7	9	28.6%	21	20	-4.8%
Abduction	0	0	--	0	0	--
Robbery	0	0	--	0	0	--
Other Crimes Against a Person	3	4	33.3%	6	8	33.3%
Total	13	14	7.7%	32	33	3.1%



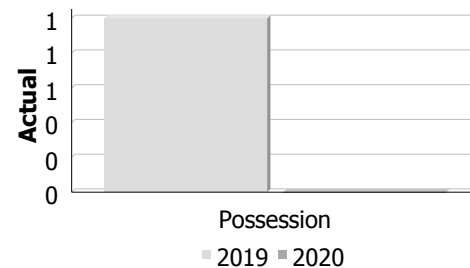
Property Crime

Actual	March			Year to Date - March		
	2019	2020	% Change	2019	2020	% Change
Arson	0	0	--	0	0	--
Break & Enter	8	4	-50.0%	11	15	36.4%
Theft Over	3	0	-100.0%	7	6	-14.3%
Theft Under	29	12	-58.6%	58	42	-27.6%
Have Stolen Goods	1	1	0.0%	1	1	0.0%
Fraud	6	3	-50.0%	11	17	54.5%
Mischief	9	8	-11.1%	16	23	43.8%
Total	56	28	-50.0%	104	104	0.0%



Drug Crime

Actual	March			Year to Date - March		
	2019	2020	% Change	2019	2020	% Change
Possession	1	0	-100.0%	2	1	-50.0%
Trafficking	0	0	--	1	2	100.0%
Importation and Production	0	0	--	0	0	--
Total	1	0	-100.0%	3	3	0.0%



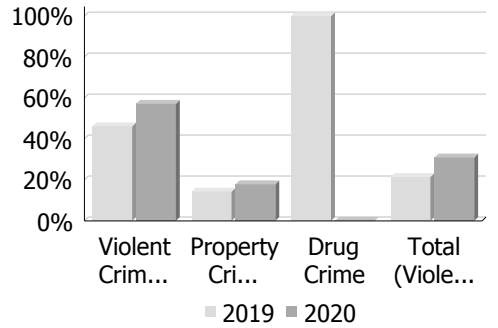
Clearance Rate

Detachment: 6S - OXFORD
Location code(s): 6S00 - OXFORD
Area code(s): 6205 - Ingersoll
Data source date:
 2020/04/18

Report Generated on:
 24-Apr-20 10:57:52 AM
 PP-CSC-Operational Planning-4300

**Police Services Board Report for Ingersoll
Records Management System
March - 2020**

Clearance Rate	March			Year to Date - March		
	2019	2020	Difference	2019	2020	Difference
Violent Crime	46.2%	57.1%	11.0%	68.8%	54.6%	-14.2%
Property Crime	14.3%	17.9%	3.6%	9.6%	14.4%	4.8%
Drug Crime	100.0%	--	--	100.0%	66.7%	-33.3%
Total (Violent, Property & Drug)	21.4%	31.0%	9.5%	25.7%	26.6%	0.9%



Data contained within this report is dynamic in nature and numbers will change over time as the Ontario Provincial Police continue to investigate and solve crime.

Data Utilized

- Major Crimes
- Niche RMS All Offence Level Business Intelligence Cube

Detachment: 6S - OXFORD
Location code(s): 6S00 - OXFORD
Area code(s): 6205 - Ingersoll
Data source date:
 2020/04/18

Report Generated on:
 24-Apr-20 10:57:52 AM
 PP-CSC-Operational Planning-4300

Ingersoll Police Services Board Report

March 2020

Provincial Offence Notices		
Charge	Monthly PON	PON Year to Date
Speeding		5
<i>Roads with more than one speeding violation</i>		
Notes:		
<i>Percentage of people charged from outside area:</i>		
<i>Non Speeding Violations</i>		
Moving Violations (Fail to Stop, Disobey Sign, Fail to Yield, Improper Turn, etc)	1	4
Non-moving Violations (Licence plate, Insurance, Valtag, etc)	13	45
Distracted Driving (Drive Handheld Device, Careless Driving, etc)	2	4
Other Provincial Offence Statutes (Trespass, Liquor, Cannabis, etc)	1	3
CMV (Half load, etc)		0
Seatbelt		1
Notes:		
<i>Bylaw</i>		
Parking		95
Other (Noise, other)		0
Totals	17	157



Calls For Service (CFS) Billing Summary Report

Ingersoll March - 2020

Billing Categories <i>(Billing categories below do not match traditional crime groupings)</i>	2020				2019			
	March	Year to Date	Time Standard	Year To Date Weighted Hours	March	Year to Date	Time Standard	Year To Date Weighted Hours
Violent Criminal Code	14	33	15.9	524.7	14	35	15.9	556.5
Property Crime Violations	29	105	6.8	714.0	58	118	6.8	802.4
Other Criminal Code Violations (Excluding traffic)	2	14	7.9	110.6	7	19	7.9	150.1
Drug Possession	0	5	6.4	32.0	4	9	6.4	57.6
Drugs	0	2	37.0	74.0	0	1	37.0	37.0
Statutes & Acts	13	52	3.3	171.6	24	74	3.3	244.2
Operational	94	376	3.6	1,353.6	154	400	3.6	1,440.0
Operational2	22	81	1.3	105.3	61	153	1.3	198.9
Traffic	11	30	3.4	102.0	12	42	3.4	142.8
Total	185	698		3,187.8	334	851		3,629.5

Note to Detachment Commanders:

- The content of each report is to be shared by the Detachment Commander only with the municipality for which it was generated. The municipality may treat this as a public document and distribute it as they wish.
- All data is sourced from the Niche RMS application. Included are 'reported' occurrences (actuals and unfounded occurrences) for 'billable' occurrences ONLY. Data is refreshed on a weekly basis.
- The Traffic category includes motor vehicle collision (MVC) occurrences entered into Niche (UCR code 8521). MVCs are NOT sourced from the eCRS application for this report.
- Only the primary violation is counted within an occurrence.
- Time standards displayed are for the 2017 billing period.

Note to Municipalities:

- Data contained within this report is dynamic in nature and numbers will change over time as the Ontario Provincial Police continues to investigate and solve crime.
- This report is NOT to be used for crime trend analysis as not all occurrences are included.
- Data groupings within this report do not match traditional crime groupings seen in other public reports such as the OPP Police Services Board reports or Statistics Canada reporting.



High School Resource Officer Report
Ingersoll District Collegiate Institute
2019 – 2020 School Year
March 2020

Submitted by Provincial Constable Kevin Bylsma

Criminal Code Calls for Service

Incident Type	This Month	YTD Total
Assault	3	5
Mischief		1
Threats / Intimidation		4
Theft		7
Drugs		
Trouble with Youth		14
Other		27
Total	3	58
Police Action Taken	This Month	YTD Total
Warnings		23
Charges		2
Diversions		
Assist Other Officer	2	8

Provincial Offence Calls for Service

Incident Type	This Month	YTD Total
Highway Traffic Act/By-Laws	2	21
Trespass to Property Act		4
Liquor Licence Act		
Mental Health Act		6
Smoke-Free Ontario Act	1	15
Ontario Cannabis Act		1
Total	3	47
Police Action Taken	This Month	YTD Total
Warnings	2	23
Charges	1	17
Diversions		4
Assist Other Officer		3

Other Calls for Service

Incident Type	This Month	YTD Total
See "Events" tab below	0	6

Calls for Service by Location

Location	This Month	YTD Total
IDCI	2	57
Fusion Youth Centre	0	2
Ingersoll Community	4	52

Meetings

- Daily conversations with IDCI Principal and Vice-Principal.

Presentations

- No presentations this month.

Events

- No events.

Officer Comments

- IDCI closed due to COVID-19 Pandemic



**Coordinator: O.P.P. Constable Patti Cote
W.P.S. S/Pc Shaylyn Jackson
E-mail: oxfordcs@execulink.com
Web site: <http://www.oxfordcrimestoppers.com>**

To: Board of Directors, Crime Stoppers of Oxford Inc.
Cc: Inspector Tony Hymers, Oxford OPP
Staff Sgt Jen Ormsby, Oxford OPP
Det/Sgt. Nathan Hergott, Woodstock PS

Monthly Statistics for March, 2020

**57 Total Calls received this month.
30 Woodstock PS tips
25 OPP tips
0 Assigned/out to other Crime Stoppers programs or Agency
2 Not Assigned**

STATS FOR OPP: TIPS RECEIVED PER ZONE

**6 for Tillsonburg
3 for Ingersoll
0 for Zorra
1 for Norwich
12 for South West Oxford
1 for East Zorra-Tavistock
2 for Blandford-Blenheim**

Meetings/Events Attended This Month



Crime of the Week Reports

	Location	Crime	This month	YTD
OPP	Oxford	Break, Enters, Thefts and Mischiefs etc.	0	0
WPS	Woodstock	Break, Enters, Mischiefs	2	4

Awareness

Media Relations:

- Crime of the Week submissions sent to the local media outlets including print and television as well as social media which include our website

Fundraising:

Promotions:

Upcoming Events

Next meeting TBA – including AGM



Co-coordinator: OPP Cst. Patti Cote, WPS S/Pc Shaylyn Jackson
 Chairperson: Mr. Glen Blair

Statistics

	This Month	YTD	SI (1991)
Tips Received	57	119	10,536
Arrests	0	5	2018
WPS Arrests	0	2	n/a
OPP Arrests	0	3	n/a
Other Arrests (Immigration)	0	0	0
Web Tips	34	70	1251 (2006)
In-House	4	13	1509 (2004)
Call Centre	13	34	2153 (2004)
E-Transfer	2	2	1351 (2004)
Cases Cleared			
Total Cleared	0	5	1,418
Total Charges Laid	0	12	2,740
WPS Charges	0	7	n/a
OPP Charges	0	5	n/a
Rewards Approved from previous month	0	5	1484
Property Recovered	0	5000	\$2,299,305
Narcotics recovered	0	0	\$7,399,799
		Total	\$9,699,104

Respectfully Submitted by
Patti Cote, Shaylyn Jackson
Police Co-coordinator
Crime Stoppers of Oxford
Oxford County O.P.P./Woodstock Police Service