



Oxford County



Police Services Board Report



March 2019

**Police Services Board Report for Ingersoll
2019/Mar**

Public Complaints	
Policy	0
Service	0
Conduct	0

Date information collected from Professional Standards Bureau Commander Reports: 2019-04-10

Data Source

Ontario Provincial Police, Professional Standards Bureau Commander Reports

- Includes all public policy, service and conduct complaints submitted to the Office of the Independent Police Review Director (OIPRD)

Secondary Employment

Daily Activity Reporting Patrol Hours	
Total Hours	2019/Mar
Number of Cruiser Patrol Hours	261.00
Number of Motorcycle Patrol Hours	0.00
Number of Marine Patrol Hours	0.00
Number of ATV Patrol Hours	20.00
Number of Snowmobile Patrol Hours	0.00
Number of Bicycle Patrol Hours	0.00
Number of Foot Patrol Hours	24.50
Number of School Patrol Hours	53.00

Data source (Daily Activity Reporting System) date: 2019/04/05

Staffing Updates	
Transfers:	One member transferred to Norfolk / One member transferred to Perth / One member transferred to Middlesex

Detachment Initiatives	
Number of Targeted Media Releases:	Mar 8 - OPP Set to Enforce Tougher Distracted Driving / Mar 13 - If You Pay the Fee, They Won't Stop Phishing / Mar 21 - OPP West Region Distracted Driving Campaign Charges / Mar 22 - All Dressed Up, Another Community Success / Mar 25 - Male Arrested After Assault in Ingersoll / Mar 25 - Correction to Release - Male Arrested After Assault / Mar 29 - Pickup Stolen from Business Parking Lot is Recovered
Crime and Traffic Campaigns/Initiatives:	Two RIDEs conducted / Distracted Driving Campaign (Mar 11-17)
Other:	Auxiliary Hours: Total 49.25 (Admin: 3.50, Comm Policing: 11.50, Patrol: 29.25, Training: 5.00) / Community Services: Mar 25 - Special Olympics Flag Raising

Detachment: 6S - OXFORD

Location code(s): 6S00 - OXFORD

Area code(s): 6205 - Ingersoll (old association)

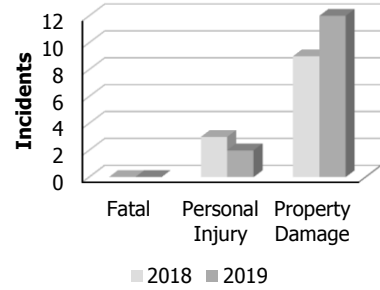
Report Generated on:

10-Apr-19 9:19:28 AM

PP-CSC-Operational Planning-4300

Police Services Board Report for '6205 - Ingersoll' Motor Vehicle Collisions
Records Management System
March 2019

Motor Vehicle Collisions by Type						
Incidents	March			Year to Date March		
	2018	2019	% Change	2018	2019	% Change
Fatal	0	0	N/C	0	0	N/C
Personal Injury	3	2	-33.3%	7	4	-42.9%
Property Damage	9	12	33.3%	35	34	-2.9%
Total	12	14	16.7%	42	38	-9.5%



Data contained within this report is dynamic in nature and numbers will change over time as the Ontario Provincial Police continue to investigate and solve crime.

Data Utilized

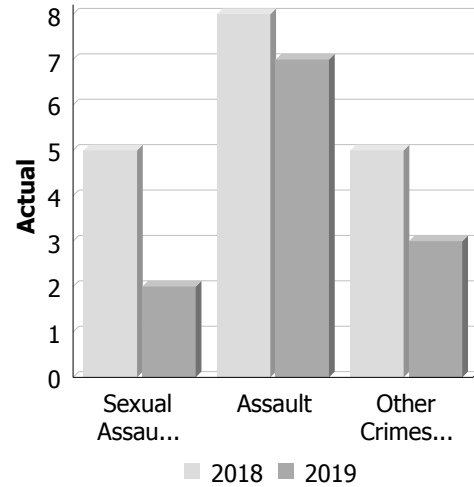
Niche RMS All Offence Level Business Intelligence Cube

Detachment: 6S - OXFORD
Area: 6205 - Ingersoll
Data source date: 2019/04/10

**Police Services Board Report for Ingersoll
Records Management System
March - 2019**

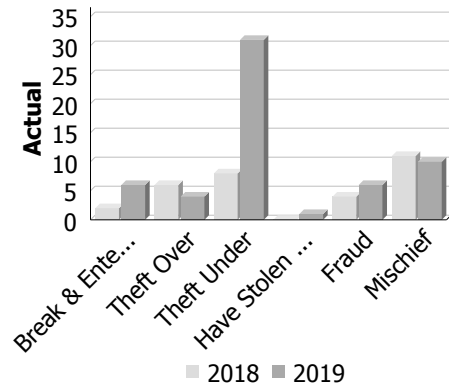
Violent Crime

Actual	March			Year to Date - March		
	2018	2019	% Change	2018	2019	% Change
Murder	0	0	--	0	0	--
Other Offences Causing Death	0	0	--	0	0	--
Attempted Murder	0	0	--	0	0	--
Sexual Assault	5	2	-60.0%	5	6	20.0%
Assault	8	7	-12.5%	18	21	16.7%
Abduction	0	0	--	1	0	-100.0%
Robbery	0	0	--	0	0	--
Other Crimes Against a Person	5	3	-40.0%	9	5	-44.4%
Total	18	12	-33.3%	33	32	-3.0%



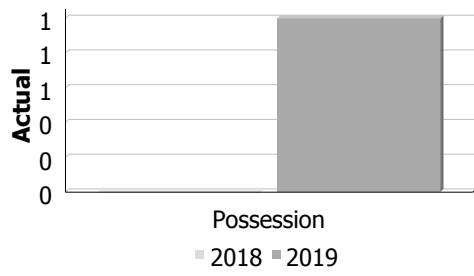
Property Crime

Actual	March			Year to Date - March		
	2018	2019	% Change	2018	2019	% Change
Arson	0	0	--	0	0	--
Break & Enter	2	6	200.0%	10	9	-10.0%
Theft Over	6	4	-33.3%	10	8	-20.0%
Theft Under	8	31	287.5%	30	59	96.7%
Have Stolen Goods	0	1	--	1	1	0.0%
Fraud	4	6	50.0%	12	13	8.3%
Mischief	11	10	-9.1%	24	17	-29.2%
Total	31	58	87.1%	87	107	23.0%



Drug Crime

Actual	March			Year to Date - March		
	2018	2019	% Change	2018	2019	% Change
Possession	0	1	--	2	2	0.0%
Trafficking	0	0	--	1	1	0.0%
Importation and Production	0	0	--	0	0	--
Total	0	1	--	3	3	0.0%



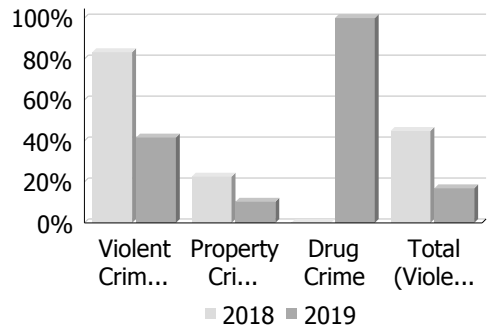
Clearance Rate

Detachment: 6S - OXFORD
Location code(s): 6S00 - OXFORD
Area code(s): 6205 - Ingersoll
Data source date:
 2019/04/06

Report Generated on:
 10-Apr-19 9:03:04 AM
 PP-CSC-Operational Planning-4300

**Police Services Board Report for Ingersoll
Records Management System
March - 2019**

Clearance Rate	March			Year to Date - March		
	2018	2019	Difference	2018	2019	Difference
Violent Crime	83.3%	41.7%	-41.7%	90.9%	75.0%	-15.9%
Property Crime	22.6%	10.3%	-12.2%	23.0%	7.5%	-15.5%
Drug Crime	--	100.0%	--	33.3%	100.0%	66.7%
Total (Violent, Property & Drug)	44.9%	16.9%	-28.0%	41.9%	25.2%	-16.8%



Data contained within this report is dynamic in nature and numbers will change over time as the Ontario Provincial Police continue to investigate and solve crime.

Data Utilized

- Major Crimes
- Niche RMS All Offence Level Business Intelligence Cube

Detachment: 6S - OXFORD
Location code(s): 6S00 - OXFORD
Area code(s): 6205 - Ingersoll
Data source date:
 2019/04/06

Report Generated on:
 10-Apr-19 9:03:04 AM
 PP-CSC-Operational Planning-4300

Police Services Board Report

Ingersoll

February

2019

Provincial Offence Notices	
Charge	Number
Speeding	2
Plate/Permit/Insurance	26
Fail to Stop/Disobey Sign	15
Fail to Yield/Improper Turn	7
Careless Driving	0
Liquor/Trespass	1
Seatbelt	0
Drive Handheld Device	2
Tobacco Act	1
Other	1
Total	55
By-Law: Parking/Noise/Other	49/0/0

Ingersoll Speeding Locations

Location	Number	Percent of Outside Residence	Residence of Violator
Ingersoll Street	2	100%	ING -0 Other - 2

Ingersoll Charge Locations (non-speeding)

Location	Charge
Bell Street	No Permit-1 / No Insurance-1 Unsafe turn-2 / Follow too close-1 Colour contouring obscuring interior-1
Canterbury Street	No Permit-3 / No Insurance-2 Disobey stop sign-2 / Fail to yield-2
Charles Street	No Permit-3 Unsafe start-1
Concession Street	No Insurance-1
Harris Street	No Permit-1 Drive MV with open liquor-1
Ingersoll Street	No Licence-1 / Disobey stop sign-2 No Insurance-1 / Red light -fail to stop-2
King Street	No Permit-2 Unsafe turn-1
Mutual Street	No Insurance-1
St. Andrew Street	No Licence-1
Thames Street	Novice driver unaccompanied by qualified driver-1 No Insurance-2 / No Permit-2 Red light-fail to stop-1 Drive handheld device-2 Tobacco Act-Possess unmarked cigarettes-1
Wellington Street	No Licence-2 Disobey stop sign-9



Calls For Service (CFS) Billing Summary Report

Ingersoll March - 2019

Billing Categories <i>(Billing categories below do not match traditional crime groupings)</i>	2019				2018			
	March	Year to Date	Time Standard	Year To Date Weighted Hours	March	Year to Date	Time Standard	Year To Date Weighted Hours
Violent Criminal Code	12	36	15.9	572.4	23	46	15.9	731.4
Property Crime Violations	60	122	6.8	829.6	38	110	6.8	748.0
Other Criminal Code Violations (Excluding traffic)	7	18	7.9	142.2	8	25	7.9	197.5
Drug Possession	4	9	6.4	57.6	5	8	6.4	51.2
Drugs	0	1	37.0	37.0	0	1	37.0	37.0
Statutes & Acts	23	72	3.3	237.6	26	61	3.3	201.3
Operational	144	388	3.6	1,396.8	146	387	3.6	1,393.2
Operational2	61	152	1.3	197.6	44	119	1.3	154.7
Traffic	12	41	3.4	139.4	17	56	3.4	190.4
Total	323	839		3,610.2	307	813		3,704.7

Note to Detachment Commanders:

- The content of each report is to be shared by the Detachment Commander only with the municipality for which it was generated. The municipality may treat this as a public document and distribute it as they wish.
- All data is sourced from the Niche RMS application. Included are 'reported' occurrences (actuals and unfounded occurrences) for 'billable' occurrences ONLY. Data is refreshed on a weekly basis.
- The Traffic category includes motor vehicle collision (MVC) occurrences entered into Niche (UCR code 8521). MVCs are NOT sourced from the eCRS application for this report.
- Only the primary violation is counted within an occurrence.
- Time standards displayed are for the 2017 billing period.

Note to Municipalities:

- Data contained within this report is dynamic in nature and numbers will change over time as the Ontario Provincial Police continues to investigate and solve crime.
- This report is NOT to be used for crime trend analysis as not all occurrences are included.
- Data groupings within this report do not match traditional crime groupings seen in other public reports such as the OPP Police Services Board reports or Statistics Canada reporting.



High School Resource Officer Report

Ingersoll District Collegiate Institute

2018 – 2019 School Year

March 2019

Submitted by Provincial Constable Kevin Bylsma

Criminal Code Calls for Service

Incident Type	This Month	YTD Total
Assault		
Mischief	1	2
Threats / Intimidation	1	1
Theft		7
Drugs		1
Trouble with Youth	2	13
Other	1	23
Total	5	47
Police Action Taken	This Month	YTD Total
Warnings	1	15
Charges	1	1
Diversions		
Assist Other Officer		9

Provincial Offence Calls for Service

Incident Type	This Month	YTD Total
Highway Traffic Act	2	11
Trespass to Property Act	1	2
Liquor Licence Act		
Mental Health Act	1	7
Smoke-Free Ontario Act	2	7
Ontario Cannabis Act	1	6
Total	7	33
Police Action Taken	This Month	YTD Total
Warnings	9	30
Charges	1	1
Diversions		
Assist Other Officer		4

Other Calls for Service

Incident Type	This Month	YTD Total
See "Events" tab below	0	2

Calls for Service by Location

Location	This Month	YTD Total
IDCI	9	54
Fusion Youth Centre	0	2
Ingersoll Community	3	26

Meetings

- Meetings with IDCI Principal and Vice Principal.

Presentations

- No presentations this month.

Events

- No events this month.

Officer Comments



**Coordinator: O.P.P. Constable Patti Cote
W.P.S. S/Pc Shaylyn Jackson
E-mail: oxfordcs@execulink.com
Web site: <http://www.oxfordcrimestoppers.com>**

To: Board of Directors, Crime Stoppers of Oxford Inc.
Cc: Inspector Tony Hymers, Oxford OPP
Inspector Paul Hess, Woodstock PS
Staff Sgt Jen Ormsby, Oxford OPP
Det/Sgt. Nathan Hergott, Woodstock PS

Monthly Statistics for March 2019

- 34 Total Calls received this month.**
- 18 Woodstock PS tips**
- 14 OPP tips**
- 1 Assigned/out to other Crime Stoppers programs or Agency**
- 1 Not Assigned**

STATS FOR OPP: TIPS RECEIVED PER ZONE

- 4 for Tillsonburg**
- 5 for Ingersoll**
- 0 for Zorra**
- 2 for Norwich**
- 1 for South West Oxford**
- 1 for East Zorra-Tavistock**
- 1 for Blandford-Blenheim**

Meetings/Events Attended This Month

- March 26th – Board Meeting



Crime of the Week Reports

	Location	Crime	This month	YTD
OPP	Oxford	Break, Enters, Thefts and Mischiefs etc.	2	7
WPS	Woodstock	Break, Enters, Mischiefs	1	5

Awareness

Media Relations:

- Crime of the Week submissions sent to the local media outlets including print and television as well as social media which include our website

Fundraising:

Promotions:

- **Human Trafficking – Information event to be held May 28th, 2019 at the Unifor Local 636 Hall in Woodstock**
- **OPP Constable Cote – 2 Crime Stopper Meetings held with local students**

Upcoming Events

Other Items:

- Zone meeting to be held in Simcoe on April 16th

- No meeting in April, next meeting will be May 14th



Co-coordinator: OPP Cst. Patti Cote, WPS S/Pc Shaylyn Jackson
 Chairperson: Mr. Glen Blair

Statistics

	This Month	YTD	SI (1991)
Tips Received	34	83	10,125
Arrests	3	3	1097
WPS Arrests	3	3	n/a
OPP Arrests	0	3	n/a
Other Arrests (Immigration)	0	0	0
Web Tips	20	51	1048 (2006)
In-House	6	20	1457 (2004)
Call Centre	7	20	2043 (2004)
E-Transfer	0	0	1349 (2004)
Cases Cleared			
Total Cleared	2	5	1,405
Total Charges Laid	8	12	2,708
WPS Charges	8	8	n/a
OPP Charges	0	4	n/a
Rewards Approved	2	5	1474
Property Recovered	0	0	\$2,264,304
Narcotics recovered	150	150	\$7,374,044
Total Value	150	150	\$9,835,203

Respectfully Submitted by
Patti Cote, Shaylyn Jackson

**Police Co-coordinator
Crime Stoppers of Oxford
Oxford County O.P.P./Woodstock Police Service**