



Oxford County



Police Services Board Report



**Police Services Board Report for Ingersoll
2020/Jun**

Public Complaints	
Policy	0
Service	0
Conduct	0

Date information collected from Professional Standards Bureau Commander Reports: 2020-07-07

Data Source

Ontario Provincial Police, Professional Standards Bureau Commander Reports

- Includes all public policy, service and conduct complaints submitted to the Office of the Independent Police Review Director (OIPRD)

Secondary Employment

Daily Activity Reporting Patrol Hours	
Total Hours	2020/Jun
Number of Cruiser Patrol Hours	262.00
Number of Motorcycle Patrol Hours	0.00
Number of Marine Patrol Hours	0.00
Number of ATV Patrol Hours	0.00
Number of Snowmobile Patrol Hours	0.00
Number of Bicycle Patrol Hours	0.00
Number of Foot Patrol Hours	28.75
Number of School Patrol Hours	21.25

Data source (Daily Activity Reporting System) date: 2020/07/04

Staffing Updates	
Transfers:	Two members transferred out

Detachment Initiatives	
Number of Targeted Media Releases:	Jun 2 - Fire Destroys Vehicle / Jun 2 - Driver Charged with Impaired / Jun 8 - You Can Now Report More Crimes Online / Jun 9 - Break and Enter to Business / Jun 11 - World Elder Abuse Awareness Day / Jun 12 - OPP Execute Drug Search Warrant / Jun 18 - Break and Enter to Construction Site / Jun 19 - One Arrested for Weapons Related Offence / Jun 22 - Impaired Driver Arrested / Jun 22 - OPP Called to Neighbour Dispute / Jun 22 - OPP Investigate Assault / Jun 23 - When and How to Report Information / Jun 24 - Residential Break In / Jun 25 - Lifesaving Equipment has Your Back, But Only if You Use it / Jun 29 - Motorcycle Stolen
Crime and Traffic Campaigns/Initiatives:	Canada Day Week Traffic Enforcement Initiative (Jun 27 - Jul 5)

Detachment: 6S - OXFORD

Location code(s): 6S00 - OXFORD

Area code(s): 6205 - Ingersoll (old association)

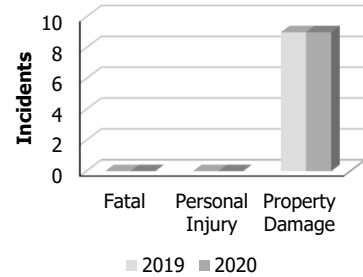
Report Generated on:

7-Jul-20 2:55:39 PM

PP-CSC-Operational Planning-4300

Police Services Board Report for '6205 - Ingersoll' Motor Vehicle Collisions
Records Management System
June 2020

Motor Vehicle Collisions by Type						
Incidents	June			Year to Date June		
	2019	2020	% Change	2019	2020	% Change
Fatal	0	0	N/C	0	0	N/C
Personal Injury	0	0	N/C	5	4	-20.0%
Property Damage	9	9	0.0%	54	34	-37.0%
Total	9	9	0.0%	59	38	-35.6%



Data contained within this report is dynamic in nature and numbers will change over time as the Ontario Provincial Police continue to investigate and solve crime.

Data Utilized

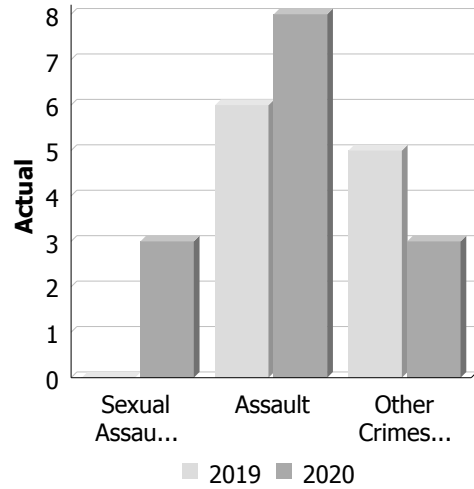
Niche RMS All Offence Level Business Intelligence Cube

Detachment: 6S - OXFORD
Area: 6205 - Ingersoll
Data source date: 2020/07/07

**Police Services Board Report for Ingersoll
Records Management System
June - 2020**

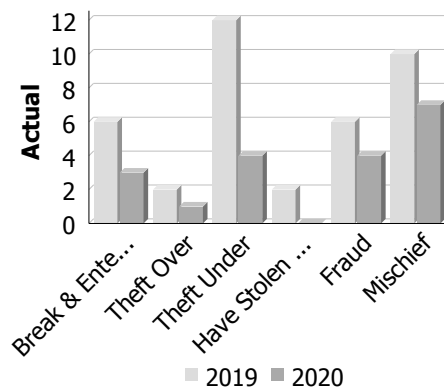
Violent Crime

Actual	June			Year to Date - June		
	2019	2020	% Change	2019	2020	% Change
Murder	0	0	--	0	0	--
Other Offences Causing Death	0	0	--	0	0	--
Attempted Murder	0	0	--	0	0	--
Sexual Assault	0	3	--	9	8	-11.1%
Assault	6	8	33.3%	38	35	-7.9%
Abduction	0	0	--	1	1	0.0%
Robbery	0	0	--	0	0	--
Other Crimes Against a Person	5	3	-40.0%	21	16	-23.8%
Total	11	14	27.3%	69	60	-13.0%



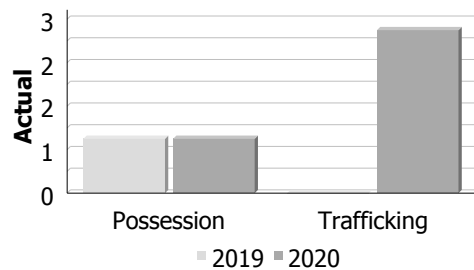
Property Crime

Actual	June			Year to Date - June		
	2019	2020	% Change	2019	2020	% Change
Arson	0	0	--	2	1	-50.0%
Break & Enter	6	3	-50.0%	29	26	-10.3%
Theft Over	2	1	-50.0%	14	10	-28.6%
Theft Under	12	4	-66.7%	105	73	-30.5%
Have Stolen Goods	2	0	-100.0%	5	3	-40.0%
Fraud	6	4	-33.3%	29	34	17.2%
Mischief	10	7	-30.0%	44	39	-11.4%
Total	38	19	-50.0%	228	186	-18.4%



Drug Crime

Actual	June			Year to Date - June		
	2019	2020	% Change	2019	2020	% Change
Possession	1	1	0.0%	5	2	-60.0%
Trafficking	0	3	--	2	5	150.0%
Importation and Production	0	0	--	0	0	--
Total	1	4	300.0%	7	7	0.0%



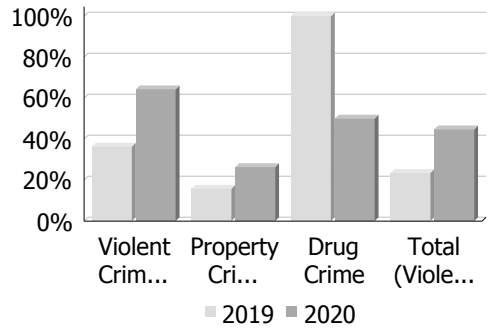
Clearance Rate

Detachment: 6S - OXFORD
Location code(s): 6S00 - OXFORD
Area code(s): 6205 - Ingersoll
Data source date:
 2020/07/04

Report Generated on:
 7-Jul-20 1:07:21 PM
 PP-CSC-Operational Planning-4300

**Police Services Board Report for Ingersoll
Records Management System
June - 2020**

Clearance Rate	June			Year to Date - June		
	2019	2020	Difference	2019	2020	Difference
Violent Crime	36.4%	64.3%	27.9%	65.2%	58.3%	-6.9%
Property Crime	15.8%	26.3%	10.5%	15.4%	15.0%	-0.3%
Drug Crime	100.0%	50.0%	-50.0%	71.4%	57.1%	-14.3%
Total (Violent, Property & Drug)	23.5%	44.7%	21.2%	28.4%	28.2%	-0.2%



Data contained within this report is dynamic in nature and numbers will change over time as the Ontario Provincial Police continue to investigate and solve crime.

Data Utilized

- Major Crimes
- Niche RMS All Offence Level Business Intelligence Cube

Detachment: 6S - OXFORD
Location code(s): 6S00 - OXFORD
Area code(s): 6205 - Ingersoll
Data source date:
 2020/07/04

Report Generated on:
 7-Jul-20 1:07:21 PM
 PP-CSC-Operational Planning-4300

Ingersoll Police Services Board Report

June 2020

Provincial Offence Notices		
Charge	Monthly PON	PON Year to Date
Speeding	15	39
<i>Roads with more than one speeding violation</i>		
<i>Ingersoll Street (10), King Street (3), Harris Street (2)</i>		
Notes:		
<i>Percentage of people charged from outside area:</i>	60%	
<i>Non Speeding Violations</i>		
Moving Violations (Fail to Stop, Disobey Sign, Fail to Yield, Improper Turn, etc)	8	21
Non-moving Violations (Licence plate, Insurance, Valtag, etc)	8	59
Distracted Driving (Drive Handheld Device, Careless Driving, etc)	3	11
Other Provincial Offence Statutes (Trespass, Liquor, Cannabis, etc)	1	8
CMV (Half load, etc)	0	0
Seatbelt	0	3
Notes:		
<i>Bylaw</i>		
Parking	0	95
Other (Noise, other)	0	0
Totals	35	236



Calls For Service (CFS) Billing Summary Report

Ingersoll June - 2020

Billing Categories <i>(Billing categories below do not match traditional crime groupings)</i>	2020				2019			
	June	Year to Date	Time Standard	Year To Date Weighted Hours	June	Year to Date	Time Standard	Year To Date Weighted Hours
Violent Criminal Code	14	62	15.9	985.8	12	76	15.9	1,208.4
Property Crime Violations	21	194	6.8	1,319.2	40	248	6.8	1,686.4
Other Criminal Code Violations (Excluding traffic)	6	30	7.9	237.0	13	50	7.9	395.0
Drug Possession	1	8	6.4	51.2	3	17	6.4	108.8
Drugs	3	5	37.0	185.0	0	2	37.0	74.0
Statutes & Acts	11	86	3.3	283.8	29	148	3.3	488.4
Operational	146	737	3.6	2,653.2	180	926	3.6	3,333.6
Operational2	28	153	1.3	198.9	63	352	1.3	457.6
Traffic	15	66	3.4	224.4	12	79	3.4	268.6
Total	245	1,341		6,138.5	352	1,898		8,020.8

Note to Detachment Commanders:

- The content of each report is to be shared by the Detachment Commander only with the municipality for which it was generated. The municipality may treat this as a public document and distribute it as they wish.
- All data is sourced from the Niche RMS application. Included are 'reported' occurrences (actuals and unfounded occurrences) for 'billable' occurrences ONLY. Data is refreshed on a weekly basis.
- The Traffic category includes motor vehicle collision (MVC) occurrences entered into Niche (UCR code 8521). MVCs are NOT sourced from the eCRS application for this report.
- Only the primary violation is counted within an occurrence.
- Time standards displayed are for the 2017 billing period.

Note to Municipalities:

- Data contained within this report is dynamic in nature and numbers will change over time as the Ontario Provincial Police continues to investigate and solve crime.
- This report is NOT to be used for crime trend analysis as not all occurrences are included.
- Data groupings within this report do not match traditional crime groupings seen in other public reports such as the OPP Police Services Board reports or Statistics Canada reporting.



High School Resource Officer Report Ingersoll District Collegiate Institute

2019 – 2020 School Year

June 2020

Submitted by Provincial Constable Kevin Bylsma

Criminal Code Calls for Service

Incident Type	This Month	YTD Total
Assault	2	10
Mischief	1	3
Threats / Intimidation	1	5
Theft	2	13
Drugs		1
Trouble with Youth		15
Other	28	80
Total	34	127
Police Action Taken	This Month	YTD Total
Warnings		24
Charges	1	3
Diversions		
Assist Other Officer	11	29

Provincial Offence Calls for Service

Incident Type	This Month	YTD Total
Highway Traffic Act/By-Laws	5	42
Trespass to Property Act	1	7
Liquor Licence Act		
Mental Health Act	2	9
Smoke-Free Ontario Act		15
Ontario Cannabis Act		1
Total	8	74
Police Action Taken	This Month	YTD Total
Warnings		25
Charges	2	23
Diversions		4
Assist Other Officer	2	10

Other Calls for Service

Incident Type	This Month	YTD Total
See "Events" tab below	0	6

Calls for Service by Location

Location	This Month	YTD Total
IDCI	0	59
Fusion Youth Centre	0	2
Ingersoll Community	42	145

Meetings

- No meetings this month.

Presentations

- No presentations this month.

Events

- No events this month.

Officer Comments

- IDCI/Fusion closed due to COVID-19 Pandemic
- Present at IDCI when students returned to drop off text books and pick up personal belongings.
- Officer reassigned to work patrol zone in Ingersoll to assist with calls.
- Patrolled Clarke Rd. for vehicle parked in "No Parking" zones interfering with bike lanes – No violations observed.



**Coordinator: O.P.P. Constable Patti Cote
W.P.S. S/Pc Shaylyn Jackson
E-mail: oxfordcs@execulink.com
Web site: <http://www.oxfordcrimestoppers.com>**

**To: Board of Directors, Crime Stoppers of Oxford Inc.
Cc: Inspector Tony Hymers, Oxford OPP
Staff Sgt Jen Ormsby, Oxford OPP
Det/Sgt. Nathan Hergott, Woodstock PS**

Monthly Statistics for June, 2020

**20 Total Calls received this month.
8 Woodstock PS tips
11 OPP tips
0 Assigned/out to other Crime Stoppers programs or Agency
1 Not Assigned**

STATS FOR OPP: TIPS RECEIVED PER ZONE

**1 for Tillsonburg
2 for Ingersoll
1 for Zorra
4 for Norwich
0 for South West Oxford
2 for East Zorra-Tavistock
1 for Blandford-Blenheim**

Meetings/Events Attended This Month

**June 9 – Monthly Meeting – via Zoom
June 23 – South West Zone Meeting –via Zoom**



Crime of the Week Reports

	Location	Crime	This month	YTD
OPP	Oxford	Break, Enters, Thefts and Mischiefs etc.	0	0
WPS	Woodstock	Break, Enters, Mischiefs	0	4

Awareness

Media Relations:

- Crime of the Week submissions sent to the local media outlets including print and television as well as social media which include our website

Fundraising:

Promotions:

Upcoming Events

July 14 – Monthly Meeting – via Zoom



Co-coordinator: OPP Cst. Patti Cote, WPS S/Pc Shaylyn Jackson
 Chairperson: Mr. Glen Blair

Statistics

	This Month	YTD	SI (1991)
Tips Received	20	204	10,621
Arrests	0	5	2018
WPS Arrests	0	2	n/a
OPP Arrests	0	3	n/a
Other Arrests (Immigration)	0	0	0
Web Tips	12	117	1298 (2006)
In-House	1	16	1512 (2004)
Call Centre	7	68	2187 (2004)
E-Transfer	0	2	1351 (2004)
Cases Cleared			
Total Cleared	0	6	1,419
Total Charges Laid	0	16	2,744
WPS Charges	0	7	n/a
OPP Charges	0	9	n/a
Rewards Approved from previous month	0	5	1484
Property Recovered	0	5000	\$2,299,305
Narcotics recovered	0	0	\$7,399,799
		Total	\$9,699,104

Respectfully Submitted by
Patti Cote, Shaylyn Jackson
Police Co-coordinator
Crime Stoppers of Oxford
Oxford County O.P.P./Woodstock Police Service