



# Oxford County



## Police Services Board Report



**Police Services Board Report for Ingersoll  
2019/Jun**

<b>Public Complaints</b>	
Policy	0
Service	0
Conduct	0

**Date information collected from Professional Standards Bureau Commander Reports:** 2019-07-15

**Data Source**

Ontario Provincial Police, Professional Standards Bureau Commander Reports

- Includes all public policy, service and conduct complaints submitted to the Office of the Independent Police Review Director (OIPRD)

<b>Secondary Employment</b>

<b>Daily Activity Reporting Patrol Hours</b>	
<b>Total Hours</b>	<b>2019/Jun</b>
Number of Cruiser Patrol Hours	246.50
Number of Motorcycle Patrol Hours	0.00
Number of Marine Patrol Hours	0.00
Number of ATV Patrol Hours	0.00
Number of Snowmobile Patrol Hours	0.00
Number of Bicycle Patrol Hours	10.50
Number of Foot Patrol Hours	29.00
Number of School Patrol Hours	48.00

**Data source (Daily Activity Reporting System) date:** 2019/07/13

<b>Staffing Updates</b>	
Transfers:	Three members transferred out // Three members arrived from OPC

<b>Detachment Initiatives</b>	
Number of Targeted Media Releases:	Jun 17 - OPP Partner with Medicalert to Support Vulnerable Persons / Jun 26 - See an Overdose? Call 911
Crime and Traffic Campaigns/Initiatives:	Operation Corridor (June 13-14) / Canada Long Weekend Aggressive Driving Campaign (June 28 - July 1)
Other:	Auxiliary Hours: Total 41.50 - Admin: 4.00, Comm. Policing: 15.50, Patrol: 20.00, Training: 2.00 / Community Services: Jun 3 & 26 - OPP Kids presentations at Laurie Hawkins School / Jun 6 - St Judes School - detachment tour (2 classes) / Jun 20 - "Think About It" Campaign presentation / Jun 22 - Foldens Family Fun Day / Jun 26 - Special Olympics recognition event

**Detachment:** 6S - OXFORD

**Location code(s):** 6S00 - OXFORD

**Area code(s):** 6205 - Ingersoll (old association)

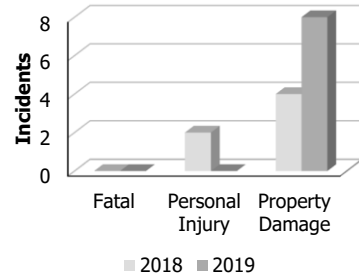
**Report Generated on:**

15-Jul-19 11:09:07 AM

PP-CSC-Operational Planning-4300

**Police Services Board Report for '6205 - Ingersoll' Motor Vehicle Collisions**  
**Records Management System**  
**June 2019**

<b>Motor Vehicle Collisions by Type</b>						
<b>Incidents</b>	June			Year to Date June		
	2018	2019	% Change	2018	2019	% Change
Fatal	0	0	N/C	0	0	N/C
Personal Injury	2	0	-100.0%	10	5	-50.0%
Property Damage	4	8	100.0%	54	53	-1.9%
<b>Total</b>	<b>6</b>	<b>8</b>	<b>33.3%</b>	<b>64</b>	<b>58</b>	<b>-9.4%</b>



Data contained within this report is dynamic in nature and numbers will change over time as the Ontario Provincial Police continue to investigate and solve crime.

**Data Utilized**

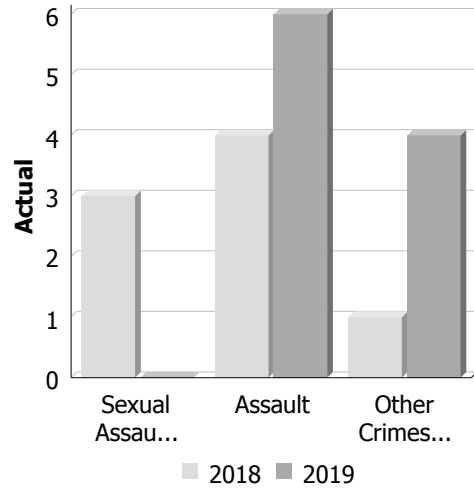
Niche RMS All Offence Level Business Intelligence Cube

**Detachment:** 6S - OXFORD  
**Area:** 6205 - Ingersoll  
**Data source date:** 2019/07/15

**Police Services Board Report for Ingersoll  
Records Management System  
June - 2019**

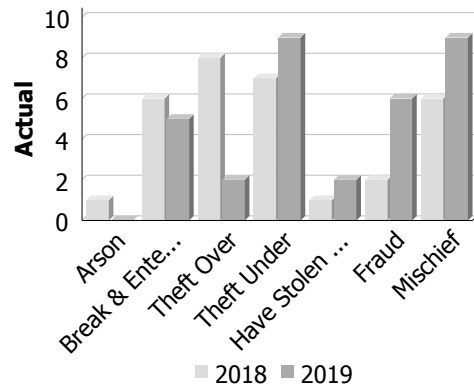
**Violent Crime**

Actual	June			Year to Date - June		
	2018	2019	% Change	2018	2019	% Change
Murder	0	0	--	0	0	--
Other Offences Causing Death	0	0	--	0	0	--
Attempted Murder	0	0	--	0	0	--
Sexual Assault	3	0	-100.0%	14	11	-21.4%
Assault	4	6	50.0%	34	38	11.8%
Abduction	0	0	--	1	1	0.0%
Robbery	0	0	--	0	0	--
Other Crimes Against a Person	1	4	300.0%	13	20	53.8%
<b>Total</b>	<b>8</b>	<b>10</b>	<b>25.0%</b>	<b>62</b>	<b>70</b>	<b>12.9%</b>



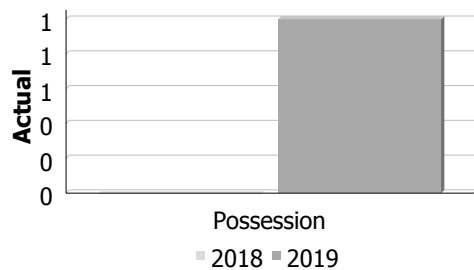
**Property Crime**

Actual	June			Year to Date - June		
	2018	2019	% Change	2018	2019	% Change
Arson	1	0	-100.0%	1	2	100.0%
Break & Enter	6	5	-16.7%	19	27	42.1%
Theft Over	8	2	-75.0%	27	15	-44.4%
Theft Under	7	9	28.6%	65	101	55.4%
Have Stolen Goods	1	2	100.0%	2	5	150.0%
Fraud	2	6	200.0%	21	30	42.9%
Mischief	6	9	50.0%	39	43	10.3%
<b>Total</b>	<b>31</b>	<b>33</b>	<b>6.5%</b>	<b>174</b>	<b>223</b>	<b>28.2%</b>



**Drug Crime**

Actual	June			Year to Date - June		
	2018	2019	% Change	2018	2019	% Change
Possession	0	1	--	3	5	66.7%
Trafficking	0	0	--	3	2	-33.3%
Importation and Production	0	0	--	1	0	-100.0%
<b>Total</b>	<b>0</b>	<b>1</b>	<b>--</b>	<b>7</b>	<b>7</b>	<b>0.0%</b>



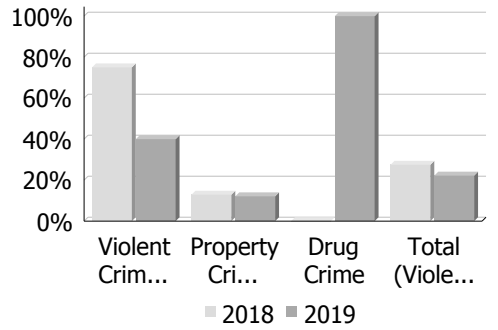
**Clearance Rate**

**Detachment:** 6S - OXFORD  
**Location code(s):** 6S00 - OXFORD  
**Area code(s):** 6205 - Ingersoll  
**Data source date:**  
 2019/07/13

**Report Generated on:**  
 15-Jul-19 10:10:12 AM  
 PP-CSC-Operational Planning-4300

**Police Services Board Report for Ingersoll  
Records Management System  
June - 2019**

Clearance Rate	June			Year to Date - June		
	2018	2019	Difference	2018	2019	Difference
Violent Crime	75.0%	40.0%	-35.0%	90.3%	65.7%	-24.6%
Property Crime	12.9%	12.1%	-0.8%	21.8%	13.9%	-7.9%
Drug Crime	--	100.0%	--	42.9%	71.4%	28.6%
<b>Total (Violent, Property &amp; Drug)</b>	<b>27.5%</b>	<b>22.2%</b>	<b>-5.3%</b>	<b>41.1%</b>	<b>27.8%</b>	<b>-13.3%</b>



Data contained within this report is dynamic in nature and numbers will change over time as the Ontario Provincial Police continue to investigate and solve crime.

**Data Utilized**

- Major Crimes
- Niche RMS All Offence Level Business Intelligence Cube

**Detachment:** 6S - OXFORD  
**Location code(s):** 6S00 - OXFORD  
**Area code(s):** 6205 - Ingersoll  
**Data source date:**  
 2019/07/13

**Report Generated on:**  
 15-Jul-19 10:10:12 AM  
 PP-CSC-Operational Planning-4300

## Ingersoll Police Services Board Report

June 2019

<b>Provincial Offence Notices</b>		
Charge	Monthly PON	PON Year to Date
Speeding	1	33
<b><i>Roads with more than one speeding violation</i></b>		
Notes:		
<i>Percentage of people charged from outside area:</i>	100%	
<b><i>Non Speeding Violations</i></b>		
<b>Moving Violations</b> (Fail to Stop, Disobey Sign, Fail to Yield, Improper Turn, etc)	8	93
<b>Non-moving Violations</b> (Licence plate, Insurance, Valtag, etc)	9	109
<b>Distracted Driving</b> (Drive Handheld Device, Careless Driving, etc)	0	14
<b>Other Provincial Offence Statutes</b> (Trespass, Liquor, Cannabis, etc)	1	17
<b>CMV</b> (Half load, etc)	0	1
<b>Seatbelt</b>	2	7
Notes:		
<b><i>Bylaw</i></b>		
<b>Parking</b>	0	86
<b>Other</b> (Noise, other)	0	0
<b>Totals</b>	<b>21</b>	<b>360</b>



## Calls For Service (CFS) Billing Summary Report

### Ingersoll June - 2019

Billing Categories <i>(Billing categories below do not match traditional crime groupings)</i>	2019				2018			
	June	Year to Date	Time Standard	Year To Date Weighted Hours	June	Year to Date	Time Standard	Year To Date Weighted Hours
Violent Criminal Code	12	78	15.9	1,240.2	5	82	15.9	1,303.8
Property Crime Violations	35	243	6.8	1,652.4	38	222	6.8	1,509.6
Other Criminal Code Violations (Excluding traffic)	10	46	7.9	363.4	6	48	7.9	379.2
Drug Possession	2	16	6.4	102.4	2	16	6.4	102.4
Drugs	0	2	37.0	74.0	0	4	37.0	148.0
Statutes & Acts	27	146	3.3	481.8	27	136	3.3	448.8
Operational	149	890	3.6	3,204.0	197	924	3.6	3,326.4
Operational2	48	336	1.3	436.8	47	250	1.3	325.0
Traffic	8	75	3.4	255.0	15	94	3.4	319.6
<b>Total</b>	<b>291</b>	<b>1,832</b>		<b>7,810.0</b>	<b>337</b>	<b>1,776</b>		<b>7,862.8</b>

#### **Note to Detachment Commanders:**

- The content of each report is to be shared by the Detachment Commander only with the municipality for which it was generated. The municipality may treat this as a public document and distribute it as they wish.
- All data is sourced from the Niche RMS application. Included are 'reported' occurrences (actuals and unfounded occurrences) for 'billable' occurrences ONLY. Data is refreshed on a weekly basis.
- The Traffic category includes motor vehicle collision (MVC) occurrences entered into Niche (UCR code 8521). MVCs are NOT sourced from the eCRS application for this report.
- Only the primary violation is counted within an occurrence.
- Time standards displayed are for the 2017 billing period.

#### **Note to Municipalities:**

- Data contained within this report is dynamic in nature and numbers will change over time as the Ontario Provincial Police continues to investigate and solve crime.
- This report is NOT to be used for crime trend analysis as not all occurrences are included.
- Data groupings within this report do not match traditional crime groupings seen in other public reports such as the OPP Police Services Board reports or Statistics Canada reporting.



# High School Resource Officer Report Ingersoll District Collegiate Institute

2018 – 2019 School Year

June 2019

Submitted by Provincial Constable Kevin Bylsma

## Criminal Code Calls for Service

Incident Type	This Month	YTD Total
Assault	1	3
Mischief	1	4
Threats / Intimidation		2
Theft		10
Drugs		1
Trouble with Youth	2	20
Other	5	32
<b>Total</b>	<b>9</b>	<b>72</b>
Police Action Taken	This Month	YTD Total
Warnings	2	21
Charges		
Diversions		
Assist Other Officer		

## Provincial Offence Calls for Service

Incident Type	This Month	YTD Total
Highway Traffic Act	2	18
Trespass to Property Act		3
Liquor Licence Act		1
Mental Health Act	1	9
Smoke-Free Ontario Act		16
Ontario Cannabis Act	1	8
<b>Total</b>	<b>4</b>	<b>55</b>
Police Action Taken	This Month	YTD Total
Warnings	6	48
Charges		4
Diversions		3
Assist Other Officer		4



## Other Calls for Service

<b>Incident Type</b>	<b>This Month</b>	<b>YTD Total</b>
See "Events" tab below	1	8

## Calls for Service by Location

<b>Location</b>	<b>This Month</b>	<b>YTD Total</b>
IDCI	7	88
Fusion Youth Centre	0	2
Ingersoll Community	7	45

## Meetings

- Meetings with IDCI Principal and Vice Principal.

## Presentations

- No presentations this month

## Events

- Ingersoll Family Cycling Day

## Officer Comments



**Coordinator: O.P.P. Constable Patti Cote  
W.P.S. S/Pc Shaylyn Jackson  
E-mail: [oxfordcs@execulink.com](mailto:oxfordcs@execulink.com)  
Web site: <http://www.oxfordcrimestoppers.com>**

**To: Board of Directors, Crime Stoppers of Oxford Inc.  
Cc: Inspector Tony Hymers, Oxford OPP  
Inspector Paul Hess, Woodstock PS  
Staff Sgt Jen Ormsby, Oxford OPP  
Det/Sgt. Nathan Hergott, Woodstock PS**

### **Monthly Statistics for June 2019**

**34 Total Calls received this month.  
20 Woodstock PS tips  
11 OPP tips  
3 Assigned/out to other Crime Stoppers programs or Agency  
0 Not Assigned**

### **STATS FOR OPP: TIPS RECEIVED PER ZONE**

**5 for Tillsonburg  
0 for Ingersoll  
3 for Zorra  
0 for Norwich  
0 for South West Oxford  
2 for East Zorra-Tavistock  
1 for Blandford-Blenheim**

### **Meetings/Events Attended This Month**

- **Annual Crime Stoppers Conference carried over into June**



### Crime of the Week Reports

	Location	Crime	This month	YTD
OPP	Oxford	Break, Enters, Thefts and Mischiefs etc.	1	12
WPS	Woodstock	Break, Enters, Mischiefs	3	15

### Awareness

#### Media Relations:

- Crime of the Week submissions sent to the local media outlets including print and television as well as social media which include our website

#### Fundraising:

- Golf Tournament to be held on June 13<sup>th</sup> at the Ingersoll Golf Course

#### Promotions:

### Upcoming Events

Next meeting is July 9th, 2019



Co-coordinator: OPP Cst. Patti Cote, WPS S/Pc Shaylyn Jackson  
 Chairperson: Mr. Glen Blair

**Statistics**

	<b>This Month</b>	<b>YTD</b>	<b>SI (1991)</b>
Tips Received	34	175	10,217
Arrests	1	12	2008
WPS Arrests	0	5	n/a
OPP Arrests	1	7	n/a
Other Arrests (Immigration)	0	0	0
Web Tips	22	108	1105 (2006)
In-House	6	35	1472 (2004)
Call Centre	8	43	2066 (2004)
E-Transfer	0	0	1349 (2004)
<b>Cases Cleared</b>			
Total Cleared	2	8	1,408
Total Charges Laid	2	16	2,712
WPS Charges	0	10	n/a
OPP Charges	2	8	n/a
Rewards Approved	0	2	1476
Property Recovered	0	0	\$2,264,304
Narcotics recovered	25,605	25,755	\$7,399,799
		<b>Total</b>	<b>\$9,835,203</b>

Respectfully Submitted by  
**Patti Cote, Shaylyn Jackson**  
 Police Co-coordinator  
 Crime Stoppers of Oxford  
 Oxford County O.P.P./Woodstock Police Service