



Oxford County



Police Services Board Report



July 2019

**Police Services Board Report for Ingersoll
2019/Jul**

Public Complaints	
Policy	0
Service	0
Conduct	0

Date information collected from Professional Standards Bureau Commander Reports: 2019-08-13

Data Source

Ontario Provincial Police, Professional Standards Bureau Commander Reports

- Includes all public policy, service and conduct complaints submitted to the Office of the Independent Police Review Director (OIPRD)

Secondary Employment

Daily Activity Reporting Patrol Hours	
Total Hours	2019/Jul
Number of Cruiser Patrol Hours	229.00
Number of Motorcycle Patrol Hours	0.00
Number of Marine Patrol Hours	0.00
Number of ATV Patrol Hours	0.00
Number of Snowmobile Patrol Hours	0.00
Number of Bicycle Patrol Hours	8.50
Number of Foot Patrol Hours	102.75
Number of School Patrol Hours	0.00

Data source (Daily Activity Reporting System) date: 2019/08/09

Staffing Updates	
Transfers:	Two members transferred out / One part-time administrator completed contract

Detachment Initiatives	
Number of Targeted Media Releases:	Jul 2 - Pedestrian Struck by Vehicle in Ingersoll / Jul 31 - Police Investigate Collisions - Don't Veer for Deer
Crime and Traffic Campaigns/Initiatives:	Canada Long Weekend Aggressive Driving Campaign (June 28 - July 1)
Other:	Auxiliary Hours: Total 65.25 - Admin: 2.00, Comm. Policing: 33.50, Patrol: 29.75 / Community Service: Jul 11 - Seniors' presentation / Jul 16 - OSIPT Bike Rodeo

Detachment: 6S - OXFORD

Location code(s): 6S00 - OXFORD

Area code(s): 6205 - Ingersoll (old association)

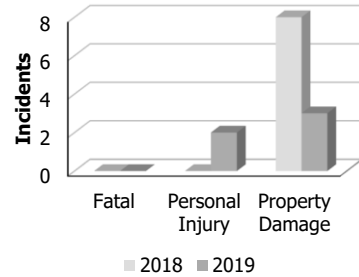
Report Generated on:

13-Aug-19 1:43:53 PM

PP-CSC-Operational Planning-4300

Police Services Board Report for '6205 - Ingersoll' Motor Vehicle Collisions
Records Management System
July 2019

Motor Vehicle Collisions by Type						
Incidents	July			Year to Date July		
	2018	2019	% Change	2018	2019	% Change
Fatal	0	0	N/C	0	0	N/C
Personal Injury	0	2	N/C	10	7	-30.0%
Property Damage	8	3	-62.5%	62	56	-9.7%
Total	8	5	-37.5%	72	63	-12.5%



Data contained within this report is dynamic in nature and numbers will change over time as the Ontario Provincial Police continue to investigate and solve crime.

Data Utilized

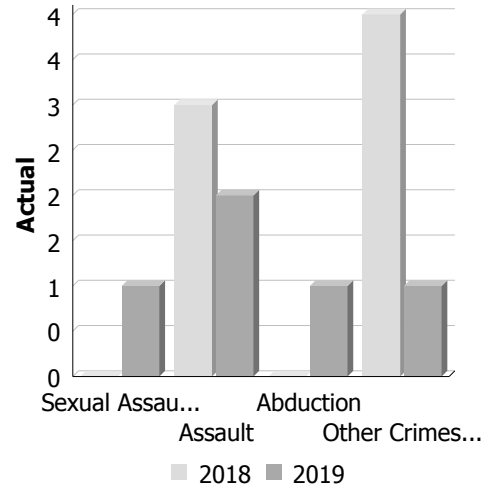
Niche RMS All Offence Level Business Intelligence Cube

Detachment: 6S - OXFORD
Area: 6205 - Ingersoll
Data source date: 2019/08/09

**Police Services Board Report for Ingersoll
Records Management System
July - 2019**

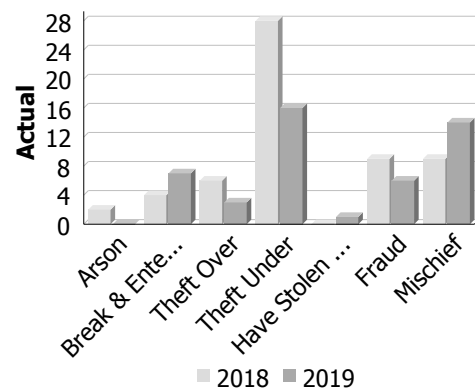
Violent Crime

Actual	July			Year to Date - July		
	2018	2019	% Change	2018	2019	% Change
Murder	0	0	--	0	0	--
Other Offences Causing Death	0	0	--	0	0	--
Attempted Murder	0	0	--	0	0	--
Sexual Assault	0	1	--	14	12	-14.3%
Assault	3	2	-33.3%	37	40	8.1%
Abduction	0	1	--	1	2	100.0%
Robbery	0	0	--	0	0	--
Other Crimes Against a Person	4	1	-75.0%	17	21	23.5%
Total	7	5	-28.6%	69	75	8.7%



Property Crime

Actual	July			Year to Date - July		
	2018	2019	% Change	2018	2019	% Change
Arson	2	0	-100.0%	3	2	-33.3%
Break & Enter	4	7	75.0%	23	34	47.8%
Theft Over	6	3	-50.0%	33	18	-45.5%
Theft Under	28	16	-42.9%	93	118	26.9%
Have Stolen Goods	0	1	--	2	6	200.0%
Fraud	9	6	-33.3%	30	35	16.7%
Mischief	9	14	55.6%	48	57	18.8%
Total	58	47	-19.0%	232	270	16.4%



Drug Crime

Actual	July			Year to Date - July		
	2018	2019	% Change	2018	2019	% Change
Possession	0	0	--	3	5	66.7%
Trafficking	0	0	--	3	2	-33.3%
Importation and Production	0	0	--	1	0	-100.0%
Total	0	0	--	7	7	0.0%

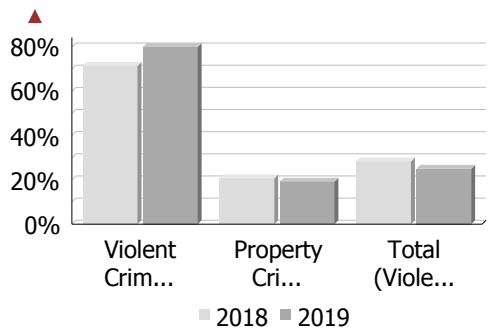


Detachment: 6S - OXFORD
Location code(s): 6S00 - OXFORD
Area code(s): 6205 - Ingersoll
Data source date:
 2019/08/03

Report Generated on:
 9-Aug-19 11:38:49 AM
 PP-CSC-Operational Planning-4300

**Police Services Board Report for Ingersoll
Records Management System
July - 2019**

Clearance Rate						
Clearance Rate	July			Year to Date - July		
	2018	2019	Difference	2018	2019	Difference
Violent Crime	71.4%	80.0%	8.6%	88.4%	66.7%	-21.7%
Property Crime	20.7%	19.2%	-1.5%	21.6%	14.8%	-6.7%
Drug Crime	--	--	--	42.9%	71.4%	28.6%
Total (Violent, Property & Drug)	28.4%	25.0%	-3.4%	38.4%	27.4%	-11.0%



Data contained within this report is dynamic in nature and numbers will change over time as the Ontario Provincial Police continue to investigate and solve crime.

Data Utilized

- Major Crimes
- Niche RMS All Offence Level Business Intelligence Cube

Detachment: 6S - OXFORD
Location code(s): 6S00 - OXFORD
Area code(s): 6205 - Ingersoll
Data source date:
 2019/08/03

Report Generated on:
 9-Aug-19 11:38:49 AM
 PP-CSC-Operational Planning-4300

Ingersoll Police Services Board Report

July 2019

Provincial Offence Notices		
Charge	Monthly PON	PON Year to Date
Speeding	1	34
<i>Roads with more than one speeding violation</i>		
Notes:		
<i>Percentage of people charged from outside area:</i>	100%	
Non Speeding Violations		
Moving Violations (Fail to Stop, Disobey Sign, Fail to Yield, Improper Turn, etc)	18	111
Non-moving Violations (Licence plate, Insurance, Valtag, etc)	5	114
Distracted Driving (Drive Handheld Device, Careless Driving, etc)	3	17
Other Provincial Offence Statutes (Trespass, Liquor, Cannabis, etc)	1	18
CMV (Half load, etc)	1	2
Seatbelt	0	7
Notes:		
Bylaw		
Parking	0	86
Other (Noise, other)	0	0
Totals	29	389



Calls For Service (CFS) Billing Summary Report

Ingersoll July - 2019

Billing Categories <i>(Billing categories below do not match traditional crime groupings)</i>	2019				2018			
	July	Year to Date	Time Standard	Year To Date Weighted Hours	July	Year to Date	Time Standard	Year To Date Weighted Hours
Violent Criminal Code	6	83	15.9	1,319.7	8	90	15.9	1,431.0
Property Crime Violations	48	291	6.8	1,978.8	61	283	6.8	1,924.4
Other Criminal Code Violations (Excluding traffic)	5	52	7.9	410.8	9	57	7.9	450.3
Drug Possession	0	16	6.4	102.4	7	23	6.4	147.2
Drugs	0	2	37.0	74.0	0	4	37.0	148.0
Statutes & Acts	25	173	3.3	570.9	26	161	3.3	531.3
Operational	98	999	3.6	3,596.4	187	1,110	3.6	3,996.0
Operational2	32	377	1.3	490.1	59	308	1.3	400.4
Traffic	12	89	3.4	302.6	9	103	3.4	350.2
Total	226	2,082		8,845.7	366	2,139		9,378.8

Note to Detachment Commanders:

- **The content of each report is to be shared by the Detachment Commander only with the municipality for which it was generated. The municipality may treat this as a public document and distribute it as they wish.**
- All data is sourced from the Niche RMS application. Included are 'reported' occurrences (actuals and unfounded occurrences) for 'billable' occurrences ONLY. Data is refreshed on a weekly basis.
- The Traffic category includes motor vehicle collision (MVC) occurrences entered into Niche (UCR code 8521). MVCs are NOT sourced from the eCRS application for this report.
- Only the primary violation is counted within an occurrence.
- Time standards displayed are for the 2017 billing period.

Note to Municipalities:

- Data contained within this report is dynamic in nature and numbers will change over time as the Ontario Provincial Police continues to investigate and solve crime.
- This report is NOT to be used for crime trend analysis as not all occurrences are included.
- Data groupings within this report do not match traditional crime groupings seen in other public reports such as the OPP Police Services Board reports or Statistics Canada reporting.



High School Resource Officer Report Ingersoll District Collegiate Institute

2018 – 2019 School Year

July 2019

Submitted by Provincial Constable Kevin Bylsma

Criminal Code Calls for Service

Incident Type	This Month	YTD Total
Assault		3
Mischief		4
Threats / Intimidation		2
Theft	1	11
Drugs		1
Trouble with Youth		20
Other	5	37
Total	6	78
Police Action Taken	This Month	YTD Total
Warnings		21
Charges		
Diversions		
Assist Other Officer	5	17

Provincial Offence Calls for Service

Incident Type	This Month	YTD Total
Highway Traffic Act	2	20
Trespass to Property Act	1	4
Liquor Licence Act	1	2
Mental Health Act	2	11
Smoke-Free Ontario Act		16
Ontario Cannabis Act		8
Total	6	61
Police Action Taken	This Month	YTD Total
Warnings	5	53
Charges		4
Diversions		3
Assist Other Officer	2	6

Other Calls for Service

Incident Type	This Month	YTD Total
See "Events" tab below	0	8

Calls for Service by Location

Location	This Month	YTD Total
IDCI	0	88
Fusion Youth Centre	0	2
Ingersoll Community	12	57

Meetings

- No meetings this month.

Presentations

- No presentations this month

Events

- No events this month.

Officer Comments

- Annual vacation from July 22nd – 31st .



**Coordinator: O.P.P. Constable Patti Cote
W.P.S. S/Pc Shaylyn Jackson
E-mail: oxfordcs@execulink.com
Web site: <http://www.oxfordcrimestoppers.com>**

To: Board of Directors, Crime Stoppers of Oxford Inc.
Cc: Inspector Tony Hymers, Oxford OPP
Inspector Paul Hess, Woodstock PS
Staff Sgt Jen Ormsby, Oxford OPP
Det/Sgt. Nathan Hergott, Woodstock PS

Monthly Statistics for July 2019

- 32 Total Calls received this month.**
- 18 Woodstock PS tips**
- 10 OPP tips**
- 2 Assigned/out to other Crime Stoppers programs or Agency**
- 2 Not Assigned**

STATS FOR OPP: TIPS RECEIVED PER ZONE

- 4 for Tillsonburg**
- 4 for Ingersoll**
- 0 for Zorra**
- 0 for Norwich**
- 0 for South West Oxford**
- 1 for East Zorra-Tavistock**
- 1 for Blandford-Blenheim**

Meetings/Events Attended This Month

- Injury Prevention Team use of Popcorn Machine to promote Crime Stoppers**
- Woodstock Minor Ball use of Popcorn Machine**
- Attendance for the Human Trafficking Project Onroute Special Campaign**
- Summer Streetfest City of Woodstock August 9th**



Crime of the Week Reports

	Location	Crime	This month	YTD
OPP	Oxford	Break, Enters, Thefts and Mischiefs etc.	3	15
WPS	Woodstock	Break, Enters, Mischiefs	1	16

Awareness

Media Relations:

- Crime of the Week submissions sent to the local media outlets including print and television as well as social media which include our website

Fundraising:

-

Promotions:

- Summer Streetfest August 9th Downtown Woodstock 10 a.m.-4 p.m.

Upcoming Events

Next meeting is Aug 13th, 2019



Co-coordinator: OPP Cst. Patti Cote, WPS S/Pc Shaylyn Jackson
 Chairperson: Mr. Glen Blair

Statistics

	This Month	YTD	SI (1991)
Tips Received	32	207	10,249
Arrests	0	12	2008
WPS Arrests	0	5	n/a
OPP Arrests	0	7	n/a
Other Arrests (Immigration)	0	0	0
Web Tips	13	121	1118 (2006)
In-House	5	40	1477 (2004)
Call Centre	11	54	2077 (2004)
E-Transfer	0	0	1349 (2004)
Cases Cleared			
Total Cleared	0	8	1,408
Total Charges Laid	0	16	2,712
WPS Charges	0	10	n/a
OPP Charges	0	8	n/a
Rewards Approved	0	2	1476
Property Recovered	0	0	\$2,264,304
Narcotics recovered	0	25,755	\$7,399,799
		Total	\$9,835,203

Respectfully Submitted by
Patti Cote, Shaylyn Jackson
Police Co-coordinator
Crime Stoppers of Oxford
Oxford County O.P.P./Woodstock Police Service