



Oxford County



Police Services Board Report



January 2019

**Police Services Board Report for Ingersoll
2019/Jan**

Public Complaints	
Policy	0
Service	0
Conduct	0

Date information collected from Professional Standards Bureau Commander Reports: 2019-02-13

Data Source

Ontario Provincial Police, Professional Standards Bureau Commander Reports

- Includes all public policy, service and conduct complaints submitted to the Office of the Independent Police Review Director (OIPRD)

Secondary Employment

Daily Activity Reporting Patrol Hours	
Total Hours	2019/Jan
Number of Cruiser Patrol Hours	358.00
Number of Motorcycle Patrol Hours	0.00
Number of Marine Patrol Hours	0.00
Number of ATV Patrol Hours	0.00
Number of Snowmobile Patrol Hours	0.00
Number of Bicycle Patrol Hours	0.00
Number of Foot Patrol Hours	25.75
Number of School Patrol Hours	60.25

Data source (Daily Activity Reporting System) date: 2019/03/04

Staffing Updates

Detachment Initiatives	
Number of Targeted Media Releases:	Jan 4 - OPP Charge More Than 500 Impaired Drivers During Festive RIDE / Jan 14 - Community Street Crime Unit Execute Search Warrant - Police Recover Blue Fentanyl / Jan 14 - Male Seen Lurking Facing Charges / Jan 16 - Vehicle Stolen Later Recovered Destroyed by Fire / Jan 16 - Garage Entered and Vehicle Stolen / Jan 16 - Driver Facing Several Charges / Jan 16 - OPP Warn Residents of "Emergency Scam" / Jan 16 - School Bus Involved in Collision / Jan 16 - Obey Crossing Guards / Jan 18 - Garbage Dumped on Property / Jan 18 - Distraught Mother Calls 911 After Being Locked out by 2 Year Old / Jan 19 - Police Investigate Collisions - Don't Veer for Deer / Jan 31 - Warrant Executed
Crime and Traffic Campaigns/Initiatives:	Four RIDE programs / New Year, New Distracted Driving Penalties (Jan 2)
Other:	Total: 50.50 hours (Admin: 2.00, Comm. Policing: 12.00, Patrol: 16.00, Training: 20.50)

Detachment: 6S - OXFORD

Location code(s): 6S00 - OXFORD

Area code(s): 6205 - Ingersoll (old association)

Report Generated on:

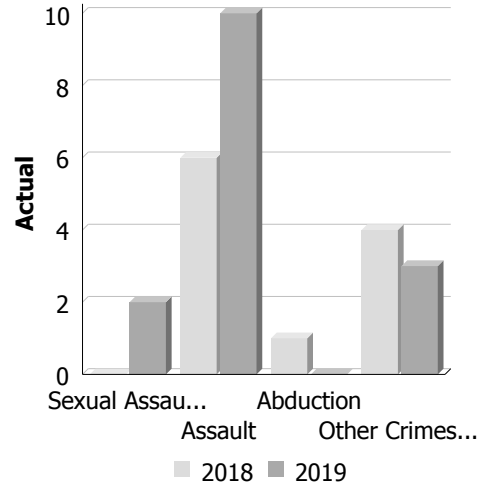
13-Feb-19 10:10:29 AM

PP-CSC-Operational Planning-4300

**Police Services Board Report for Ingersoll
Records Management System
January - 2019**

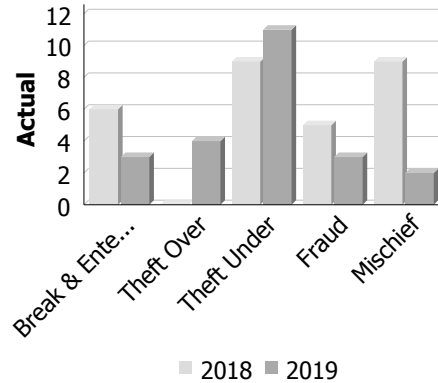
Violent Crime

Actual	January			Year to Date - January		
	2018	2019	% Change	2018	2019	% Change
Murder	0	0	--	0	0	--
Other Offences Causing Death	0	0	--	0	0	--
Attempted Murder	0	0	--	0	0	--
Sexual Assault	0	2	--	0	2	--
Assault	6	10	66.7%	6	10	66.7%
Abduction	1	0	-100.0%	1	0	-100.0%
Robbery	0	0	--	0	0	--
Other Crimes Against a Person	4	3	-25.0%	4	3	-25.0%
Total	11	15	36.4%	11	15	36.4%



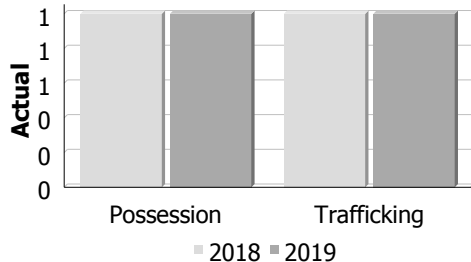
Property Crime

Actual	January			Year to Date - January		
	2018	2019	% Change	2018	2019	% Change
Arson	0	0	--	0	0	--
Break & Enter	6	3	-50.0%	6	3	-50.0%
Theft Over	0	4	--	0	4	--
Theft Under	9	11	22.2%	9	11	22.2%
Have Stolen Goods	0	0	--	0	0	--
Fraud	5	3	-40.0%	5	3	-40.0%
Mischief	9	2	-77.8%	9	2	-77.8%
Total	29	23	-20.7%	29	23	-20.7%



Drug Crime

Actual	January			Year to Date - January		
	2018	2019	% Change	2018	2019	% Change
Possession	1	1	0.0%	1	1	0.0%
Trafficking	1	1	0.0%	1	1	0.0%
Importation and Production	0	0	--	0	0	--
Total	2	2	0.0%	2	2	0.0%



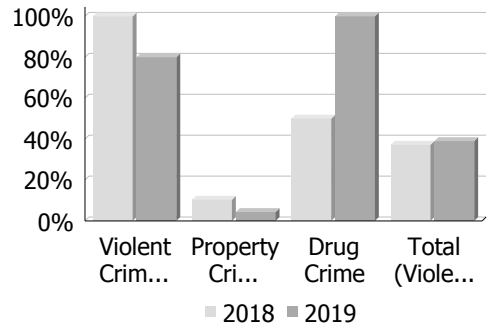
Detachment: 6S - OXFORD
Location code(s): 6S00 - OXFORD
Area code(s): 6205 - Ingersoll
Data source date:
 2019/02/02

Report Generated on:
 6-Feb-19 2:26:02 PM
 PP-CSC-Operational Planning-4300

**Police Services Board Report for Ingersoll
Records Management System
January - 2019**

Clearance Rate

Clearance Rate	January			Year to Date - January		
	2018	2019	Difference	2018	2019	Difference
Violent Crime	100.0%	80.0%	-20.0%	100.0%	80.0%	-20.0%
Property Crime	10.3%	4.4%	-6.0%	10.3%	4.4%	-6.0%
Drug Crime	50.0%	100.0%	50.0%	50.0%	100.0%	50.0%
Total (Violent, Property & Drug)	37.2%	39.0%	1.8%	37.2%	39.0%	1.8%



Data contained within this report is dynamic in nature and numbers will change over time as the Ontario Provincial Police continue to investigate and solve crime.

Data Utilized

- Major Crimes
- Niche RMS All Offence Level Business Intelligence Cube

Detachment: 6S - OXFORD
Location code(s): 6S00 - OXFORD
Area code(s): 6205 - Ingersoll
Data source date:
 2019/02/02

Report Generated on:
 6-Feb-19 2:26:02 PM
 PP-CSC-Operational Planning-4300

Police Services Board Report

Ingersoll

January

2019

Provincial Offence Notices	
Charge	Number
Speeding	5
Plate/Permit/Insurance	26
Fail to Stop/Disobey Sign	7
Fail to Yield/Improper Turn	5
Careless Driving	0
Liquor/Trespass	1
Seatbelt	1
Drive Handheld Device	2
Cannabis Act	1
Other	2
Total	50
By-Law: Parking/Noise/Other	30/0/0

Ingersoll Speeding Locations - January 2019

Location	Number	Percent of Outside Residence	Residence of Violator
Harris Street	4	75%	ING-1 Other-3
Ingersoll Street	1	100%	ING -0 Other - 1
Total	5	80%	ING - 1 Other -4

Ingersoll Charge Locations (non-speeding) - January 2019

Location	Charge
Albert Street	Left turn-fail to avoid collision-1
Charles Street	No Permit-2 No Licence-2 Insecure load-1
Culloden Road	No Permit-1
Harris Street	No Insurance-2 No Permit-6 No Licence-2 Disobey stop sign-1 Drive handheld device-1
Ingersoll Street	No Permit-1 No Insurance-1 Fail to yield-1
King Street	Disobey stop sign-1 No clear view to rear-1 Public Intox-1
Mutual Street	No Permit-1 Disobey stop sign-2
Thames Street	No Insurance-3 No Permit-4 Fail to yield-2 Fail to share roadway-meeting veh-1 Disobey stop sign-1 Red light-proceed before green-1 Drive handheld device-1 No seatbelt-1 Cannabis Act-Drive m/v with cannabis readily available-1
Victoria Street	No Insurance-1
Wadsworth Drive	Disobey stop sign-1



Calls For Service (CFS) Billing Summary Report

Ingersoll January - 2019

Billing Categories <i>(Billing categories below do not match traditional crime groupings)</i>	2019				2018			
	January	Year to Date	Time Standard	Year To Date Weighted Hours	January	Year to Date	Time Standard	Year To Date Weighted Hours
Violent Criminal Code	15	15	15.1	226.5	16	16	15.1	241.6
Property Crime Violations	25	25	7.6	190.0	31	31	7.6	235.6
Other Criminal Code Violations (Excluding traffic)	7	7	7.6	53.2	8	8	7.6	60.8
Drug Possession	2	2	6.2	12.4	1	1	6.2	6.2
Drugs	1	1	33.9	33.9	1	1	33.9	33.9
Statutes & Acts	27	27	3.1	83.7	18	18	3.1	55.8
Operational	130	130	3.4	442.0	126	126	3.4	428.4
Operational2	36	36	1.2	43.2	39	39	1.2	46.8
Traffic	14	14	3.4	47.6	17	17	3.4	57.8
Total	257	257		1,132.5	257	257		1,166.9

Note to Detachment Commanders:

- The content of each report is to be shared by the Detachment Commander only with the municipality for which it was generated. The municipality may treat this as a public document and distribute it as they wish.
- All data is sourced from the Niche RMS application. Included are 'reported' occurrences (actuals and unfounded occurrences) for 'billable' occurrences ONLY. Data is refreshed on a weekly basis.
- The Traffic category includes motor vehicle collision (MVC) occurrences entered into Niche (UCR code 8521). MVCs are NOT sourced from the eCRS application for this report.
- Only the primary violation is counted within an occurrence.
- Time standards displayed are for the 2017 billing period.

Note to Municipalities:

- Data contained within this report is dynamic in nature and numbers will change over time as the Ontario Provincial Police continues to investigate and solve crime.
- This report is NOT to be used for crime trend analysis as not all occurrences are included.
- Data groupings within this report do not match traditional crime groupings seen in other public reports such as the OPP Police Services Board reports or Statistics Canada reporting.



High School Resource Officer Report Ingersoll District Collegiate Institute

2018 – 2019 School Year

January 2019

Submitted by Provincial Constable Kevin Bylsma

Criminal Code Calls for Service

Incident Type	This Month	YTD Total
Assault		
Mischief	1	1
Threats / Intimidation		
Theft	3	7
Drugs		1
Trouble with Youth	2	9
Other	5	21
Total	11	39
Police Action Taken	This Month	YTD Total
Warnings	2	14
Charges		
Diversions		
Assist Other Officer	1	8

Provincial Offence Calls for Service

Incident Type	This Month	YTD Total
Highway Traffic Act	1	7
Trespass to Property Act	1	1
Liquor Licence Act		
Mental Health Act		4
Smoke-Free Ontario Act	1	4
Ontario Cannabis Act		5
Total	3	21
Police Action Taken	This Month	YTD Total
Warnings	4	19
Charges		
Diversions		
Assist Other Officer		2

Other Calls for Service

Incident Type	This Month	YTD Total
See "Events" tab below	0	2

Calls for Service by Location

Location	This Month	YTD Total
IDCI	10	41
Fusion Youth Centre	1	2
Ingersoll Community	3	19

Meetings

- Meetings with IDCI Principal and Vice Principal
- Meeting with Youth Probation Officer concerning a client

Presentations

- Presentations to Parenting Classes on Safety Tips for Children

Events

- No events this month.

Officer Comments

- 1st semester has ended
- Exams last week of January



**Coordinator: O.P.P. Constable Patti Cote
W.P.S. S/Pc Shaylyn Jackson
E-mail: oxfordcs@execulink.com
Web site: <http://www.oxfordcrimestoppers.com>**

To: Board of Directors, Crime Stoppers of Oxford Inc.
Cc: Inspector Tony Hymers, Oxford OPP
Inspector Paul Hess, Woodstock PS
Staff Sgt Jen Ormsby, Oxford OPP
Sgt. Nathan Hergott, Woodstock PS

Monthly Statistics for January 2019

**24 Total Calls received this month.
14 Woodstock PS tips
10 OPP tips
0 Assigned/out to other Crime Stoppers programs or Agency
0 Not Assigned**

STATS FOR OPP: TIPS RECEIVED PER ZONE

**3 for Tillsonburg
2 for Ingersoll
0 for Zorra
3 for Norwich
0 for South West Oxford
1 for East Zorra-Tavistock
1 for Plattsville**

Meetings/Events Attended This Month

- January Crime Stopper Month – Heart FM and Sentinel Review Article
- January 8th – Board Meeting
- Human Trafficking Awareness Seminar-January 16th– London Elgin Middlesex



Crime of the Week Reports

	Location	Crime	This month	YTD
OPP	Oxford	Break, Enters, Thefts and Mischiefs etc.	3	34
WPS	Woodstock	Break, Enters, Mischiefs	2	28

Awareness

Media Relations:

- Crime of the Week submissions sent to the local media outlets including print and television as well as social media which include our website

Fundraising:

Promotions:

- Media presentations by Shaylyn for Crime Stoppers Month

Upcoming Events

Other Items:



Co-coordinator: OPP Cst. Patti Cote, WPS S/Pc Shaylyn Jackson
 Chairperson: Mr. Glen Blair

Statistics

	This Month	YTD	SI (1991)
Tips Received	24	392	10,066
Arrests	3	11	1091
WPS Arrests	0	2	n/a
OPP Arrests	3	9	n/a
Other Arrests (Immigration)	0	0	0
Web Tips	15	195	1012 (2006)
In-House	9	64	1446 (2004)
Call Centre	5	90	2028 (2004)
E-Transfer	0	54	1349 (2004)
Cases Cleared			
Total Cleared	3	13	1,400
Total Charges Laid	4	37	2,696
WPS Charges	0	9	n/a
OPP Charges	4	28	n/a
Rewards Approved	0	7	1468
Property Recovered	1000	41,100	\$2,264,304
Narcotics recovered	0	2335	\$7,373,894
Total Value	0	40,100	\$9,835,053

Respectfully Submitted by
Patti Cote, Shaylyn Jackson
Police Co-coordinator
Crime Stoppers of Oxford
Oxford County O.P.P./Woodstock Police Service