



Oxford County



Police Services Board Report



February 2020

**Police Services Board Report for Ingersoll
2020/Feb**

Public Complaints	
Policy	0
Service	0
Conduct	0

Date information collected from Professional Standards Bureau Commander Reports: 2020-03-11

Data Source

Ontario Provincial Police, Professional Standards Bureau Commander Reports

- Includes all public policy, service and conduct complaints submitted to the Office of the Independent Police Review Director (OIPRD)

Secondary Employment

Daily Activity Reporting Patrol Hours	
Total Hours	2020/Feb
Number of Cruiser Patrol Hours	258.75
Number of Motorcycle Patrol Hours	0.00
Number of Marine Patrol Hours	0.00
Number of ATV Patrol Hours	0.00
Number of Snowmobile Patrol Hours	0.00
Number of Bicycle Patrol Hours	0.00
Number of Foot Patrol Hours	25.00
Number of School Patrol Hours	64.75

Data source (Daily Activity Reporting System) date: 2020/03/06

Staffing Updates

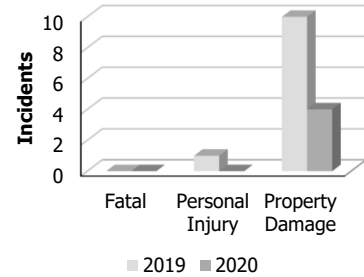
Detachment Initiatives	
Number of Targeted Media Releases:	Feb 24 - OPP Reminding Everyone of Dating Safety Tips / Feb 25 - Impaired Driver Located
Safeguard Ontario:	40 hours (Auxiliary Unit)
Other:	Auxiliary Hours: Total 99.00 (Admin: 3.00, Comm. Policing: 27.00, Patrol: 15.00, Training: 54.00)

Detachment: 6S - OXFORD
Location code(s): 6S00 - OXFORD
Area code(s): 6205 - Ingersoll (old association)

Report Generated on:
 11-Mar-20 9:37:50 AM
 PP-CSC-Operational Planning-4300

Police Services Board Report for '6205 - Ingersoll' Motor Vehicle Collisions
Records Management System
February 2019

Motor Vehicle Collisions by Type						
Incidents	February			Year to Date February		
	2019	2020	% Change	2019	2020	% Change
Fatal	0	0	N/C	0	0	N/C
Personal Injury	1	0	-100.0%	1	1	0.0%
Property Damage	10	4	-60.0%	22	7	-68.2%
Total	11	4	-63.6%	23	8	-65.2%



Data contained within this report is dynamic in nature and numbers will change over time as the Ontario Provincial Police continue to investigate and solve crime.

Data Utilized

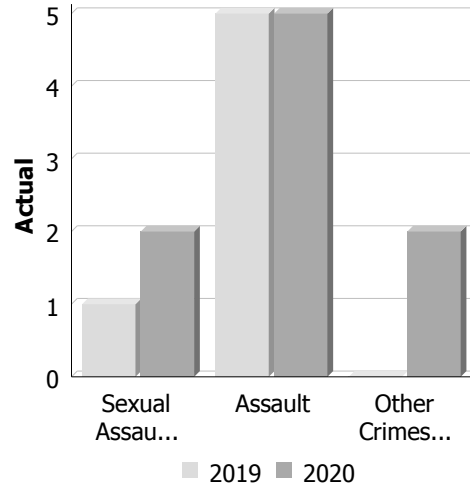
Niche RMS All Offence Level Business Intelligence Cube

Detachment: 6S - OXFORD
Area: 6205 - Ingersoll
Data source date: 2020/03/11

**Police Services Board Report for Ingersoll
Records Management System
February - 2020**

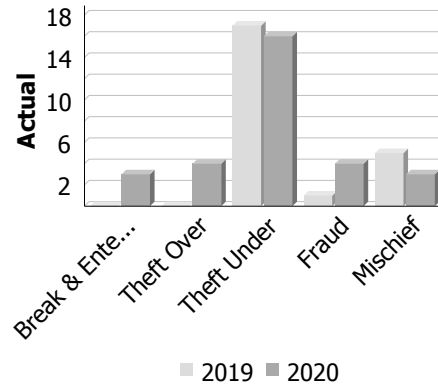
Violent Crime

Actual	February			Year to Date - February		
	2019	2020	% Change	2019	2020	% Change
Murder	0	0	--	0	0	--
Other Offences Causing Death	0	0	--	0	0	--
Attempted Murder	0	0	--	0	0	--
Sexual Assault	1	2	100.0%	2	3	50.0%
Assault	5	5	0.0%	14	10	-28.6%
Abduction	0	0	--	0	0	--
Robbery	0	0	--	0	0	--
Other Crimes Against a Person	0	2	--	3	4	33.3%
Total	6	9	50.0%	19	17	-10.5%



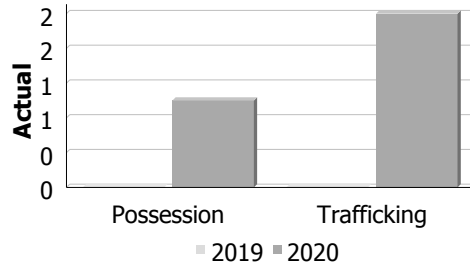
Property Crime

Actual	February			Year to Date - February		
	2019	2020	% Change	2019	2020	% Change
Arson	0	0	--	0	0	--
Break & Enter	0	3	--	3	10	233.3%
Theft Over	0	4	--	4	5	25.0%
Theft Under	17	16	-5.9%	29	28	-3.4%
Have Stolen Goods	0	0	--	0	0	--
Fraud	1	4	300.0%	5	12	140.0%
Mischief	5	3	-40.0%	7	13	85.7%
Total	23	30	30.4%	48	68	41.7%



Drug Crime

Actual	February			Year to Date - February		
	2019	2020	% Change	2019	2020	% Change
Possession	0	1	--	1	1	0.0%
Trafficking	0	2	--	1	2	100.0%
Importation and Production	0	0	--	0	0	--
Total	0	3	--	2	3	50.0%

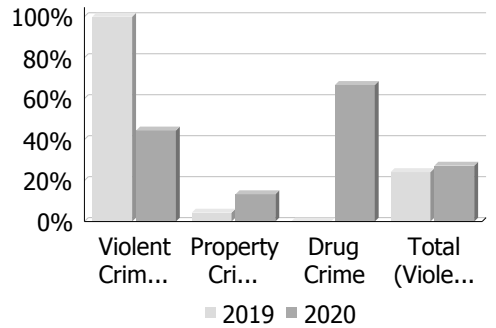


Detachment: 6S - OXFORD
Location code(s): 6S00 - OXFORD
Area code(s): 6205 - Ingersoll
Data source date:
 2020/03/07

Report Generated on:
 11-Mar-20 9:12:15 AM
 PP-CSC-Operational Planning-4300

**Police Services Board Report for Ingersoll
Records Management System
February - 2020**

Clearance Rate						
Clearance Rate	February			Year to Date - February		
	2019	2020	Difference	2019	2020	Difference
Violent Crime	100.0%	44.4%	-55.6%	84.2%	52.9%	-31.3%
Property Crime	4.4%	13.3%	9.0%	4.2%	14.7%	10.5%
Drug Crime	--	66.7%	--	100.0%	66.7%	-33.3%
Total (Violent, Property & Drug)	24.1%	27.3%	3.1%	30.0%	26.4%	-3.6%



Data contained within this report is dynamic in nature and numbers will change over time as the Ontario Provincial Police continue to investigate and solve crime.

Data Utilized

- Major Crimes
- Niche RMS All Offence Level Business Intelligence Cube

Detachment: 6S - OXFORD
Location code(s): 6S00 - OXFORD
Area code(s): 6205 - Ingersoll
Data source date:
 2020/03/07

Report Generated on:
 11-Mar-20 9:12:15 AM
 PP-CSC-Operational Planning-4300

Ingersoll Police Services Board Report

February 2020

Provincial Offence Notices		
Charge	Monthly PON	PON Year to Date
Speeding	1	5
<i>Roads with more than one speeding violation</i>		
Notes:		
<i>Percentage of people charged from outside area:</i>	100%	
<i>Non Speeding Violations</i>		
Moving Violations (Fail to Stop, Disobey Sign, Fail to Yield, Improper Turn, etc)	2	3
Non-moving Violations (Licence plate, Insurance, Valtag, etc)	15	32
Distracted Driving (Drive Handheld Device, Careless Driving, etc)	1	2
Other Provincial Offence Statutes (Trespass, Liquor, Cannabis, etc)	0	2
CMV (Half load, etc)	0	0
Seatbelt	0	1
Notes:		
<i>Bylaw</i>		
Parking	12	95
Other (Noise, other)	0	0
Totals	31	140



Calls For Service (CFS) Billing Summary Report

Ingersoll February - 2020

Billing Categories <i>(Billing categories below do not match traditional crime groupings)</i>	2020				2019			
	February	Year to Date	Time Standard	Year To Date Weighted Hours	February	Year to Date	Time Standard	Year To Date Weighted Hours
Violent Criminal Code	9	17	15.9	270.3	8	21	15.9	333.9
Property Crime Violations	31	67	6.8	455.6	32	60	6.8	408.0
Other Criminal Code Violations (Excluding traffic)	8	12	7.9	94.8	6	12	7.9	94.8
Drug Possession	2	4	6.4	25.6	3	5	6.4	32.0
Drugs	2	2	37.0	74.0	0	1	37.0	37.0
Statutes & Acts	17	37	3.3	122.1	19	50	3.3	165.0
Operational	128	276	3.6	993.6	113	246	3.6	885.6
Operational2	33	59	1.3	76.7	51	92	1.3	119.6
Traffic	8	17	3.4	57.8	15	30	3.4	102.0
Total	238	491		2,170.5	247	517		2,177.9

Note to Detachment Commanders:

- **The content of each report is to be shared by the Detachment Commander only with the municipality for which it was generated. The municipality may treat this as a public document and distribute it as they wish.**
- All data is sourced from the Niche RMS application. Included are 'reported' occurrences (actuals and unfounded occurrences) for 'billable' occurrences ONLY. Data is refreshed on a weekly basis.
- The Traffic category includes motor vehicle collision (MVC) occurrences entered into Niche (UCR code 8521). MVCs are NOT sourced from the eCRS application for this report.
- Only the primary violation is counted within an occurrence.
- Time standards displayed are for the 2017 billing period.

Note to Municipalities:

- Data contained within this report is dynamic in nature and numbers will change over time as the Ontario Provincial Police continues to investigate and solve crime.
- This report is NOT to be used for crime trend analysis as not all occurrences are included.
- Data groupings within this report do not match traditional crime groupings seen in other public reports such as the OPP Police Services Board reports or Statistics Canada reporting.



High School Resource Officer Report Ingersoll District Collegiate Institute

2019 – 2020 School Year

February 2020

Submitted by Provincial Constable Kevin Bylsma

Criminal Code Calls for Service

Incident Type	This Month	YTD Total
Assault	1	2
Mischief	1	1
Threats / Intimidation	1	4
Theft	1	7
Drugs		
Trouble with Youth	4	14
Other	2	27
Total	10	55
Police Action Taken	This Month	YTD Total
Warnings	4	23
Charges		2
Diversions		
Assist Other Officer	1	6

Provincial Offence Calls for Service

Incident Type	This Month	YTD Total
Highway Traffic Act/By-Laws		19
Trespass to Property Act		4
Liquor Licence Act		
Mental Health Act	1	6
Smoke-Free Ontario Act	5	14
Ontario Cannabis Act		1
Total	6	44
Police Action Taken	This Month	YTD Total
Warnings	7	21
Charges	1	16
Diversions		4
Assist Other Officer	1	3

Other Calls for Service

Incident Type	This Month	YTD Total
See "Events" tab below	0	6

Calls for Service by Location

Location	This Month	YTD Total
IDCI	11	55
Fusion Youth Centre	0	2
Ingersoll Community	5	48

Meetings

- Daily conversations with IDCI Principal and Vice-Principal.

Presentations

- No presentations this month.

Events

- No events.

Officer Comments

-



**Coordinator: O.P.P. Constable Patti Cote
W.P.S. S/Pc Shaylyn Jackson
E-mail: oxfordcs@execulink.com
Web site: <http://www.oxfordcrimestoppers.com>**

To: Board of Directors, Crime Stoppers of Oxford Inc.
Cc: Inspector Tony Hymers, Oxford OPP
Inspector Paul Hess, Woodstock PS
Staff Sgt Jen Ormsby, Oxford OPP
Det/Sgt. Nathan Hergott, Woodstock PS

Monthly Statistics for February, 2020

- 29 Total Calls received this month.**
- 16 Woodstock PS tips**
- 12 OPP tips**
 - 1 Assigned/out to other Crime Stoppers programs or Agency**
 - 0 Not Assigned**

STATS FOR OPP: TIPS RECEIVED PER ZONE

- 3 for Tillsonburg**
- 4 for Ingersoll**
- 3 for Zorra**
- 1 for Norwich**
- 1 for South West Oxford**
- 0 for East Zorra-Tavistock**
- 0 for Blandford-Blenheim**

Meetings/Events Attended This Month



Crime of the Week Reports

	Location	Crime	This month	YTD
OPP	Oxford	Break, Enters, Thefts and Mischiefs etc.	0	0
WPS	Woodstock	Break, Enters, Mischiefs	2	2

Awareness

Media Relations:

- Crime of the Week submissions sent to the local media outlets including print and television as well as social media which include our website

Fundraising:

Promotions:

Upcoming Events

Next meeting is March 24th , 2020 – including AGM



Co-coordinator: OPP Cst. Patti Cote, WPS S/Pc Shaylyn Jackson
 Chairperson: Mr. Glen Blair

Statistics

	This Month	YTD	SI (1991)
Tips Received	29	62	10,479
Arrests	8	12	2025
WPS Arrests	2	6	n/a
OPP Arrests	4	4	n/a
Other Arrests (Immigration)	0	0	0
Web Tips	14	36	1217 (2006)
In-House	4	9	1505 (2004)
Call Centre	12	21	2140 (2004)
E-Transfer	0	0	1349 (2004)
Cases Cleared			
Total Cleared	5	8	1,421
Total Charges Laid	11	19	2,747
WPS Charges	4	11	n/a
OPP Charges	7	8	n/a
Rewards Approved from previous month	5	6	1480
Property Recovered	0	5000	\$2,299,305
Narcotics recovered	0	0	\$7,399,799
		Total	\$9,699,104

Respectfully Submitted by
Patti Cote, Shaylyn Jackson
Police Co-coordinator
Crime Stoppers of Oxford
Oxford County O.P.P./Woodstock Police Service