



Oxford County



Police Services Board Report



February 2019

**Police Services Board Report for Ingersoll
2019/Feb**

Public Complaints	
Policy	0
Service	0
Conduct	0

Date information collected from Professional Standards Bureau Commander Reports: 2019-03-18

Data Source

Ontario Provincial Police, Professional Standards Bureau Commander Reports

- Includes all public policy, service and conduct complaints submitted to the Office of the Independent Police Review Director (OIPRD)

Secondary Employment

Daily Activity Reporting Patrol Hours	
Total Hours	2019/Feb
Number of Cruiser Patrol Hours	138.50
Number of Motorcycle Patrol Hours	0.00
Number of Marine Patrol Hours	0.00
Number of ATV Patrol Hours	0.00
Number of Snowmobile Patrol Hours	0.00
Number of Bicycle Patrol Hours	0.00
Number of Foot Patrol Hours	11.50
Number of School Patrol Hours	27.75

Data source (Daily Activity Reporting System) date: 2019/03/05

Staffing Updates	
Transfers:	One member transferred to Elgin County

Detachment Initiatives	
Crime and Traffic Campaigns/Initiatives:	Four RIDEs conducted / Focus patrol-Stop sign compliance-Concession and Wellington Intersection
Lock It or Lose It:	Feb 22 - Market Lane parking lot - 84 vehicles checked (3 unlocked / 6 valuables visible)
Other:	Auxiliary Hours: Total: 65.25 hours (Admin 7.00, Comm. Policing 6.00, Patrol 50.25, Training 2.00) / Community Services: Feb 27 - Senior Safety presentation

Detachment: 6S - OXFORD

Location code(s): 6S00 - OXFORD

Area code(s): 6205 - Ingersoll (old association)

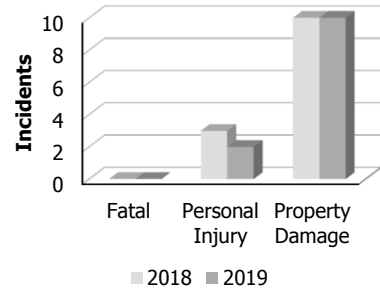
Report Generated on:

18-Mar-19 10:56:32 AM

PP-CSC-Operational Planning-4300

Police Services Board Report for '6205 - Ingersoll' Motor Vehicle Collisions
Records Management System
February 2019

Motor Vehicle Collisions by Type						
Incidents	February			Year to Date February		
	2018	2019	% Change	2018	2019	% Change
Fatal	0	0	N/C	0	0	N/C
Personal Injury	3	2	-33.3%	4	2	-50.0%
Property Damage	10	10	0.0%	26	22	-15.4%
Total	13	12	-7.7%	30	24	-20.0%



Data contained within this report is dynamic in nature and numbers will change over time as the Ontario Provincial Police continue to investigate and solve crime.

Data Utilized

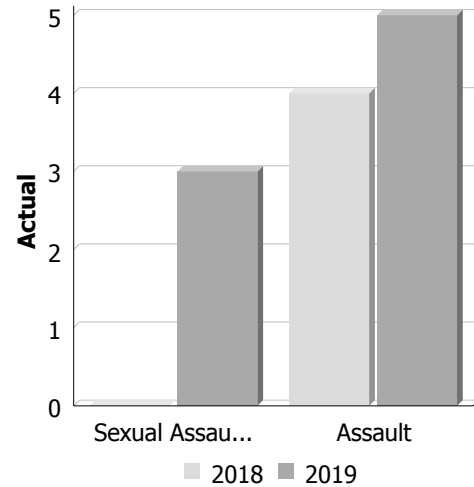
Niche RMS All Offence Level Business Intelligence Cube

Detachment: 6S - OXFORD
Area: 6205 - Ingersoll
Data source date: 2019/03/18

**Police Services Board Report for Ingersoll
Records Management System
February - 2019**

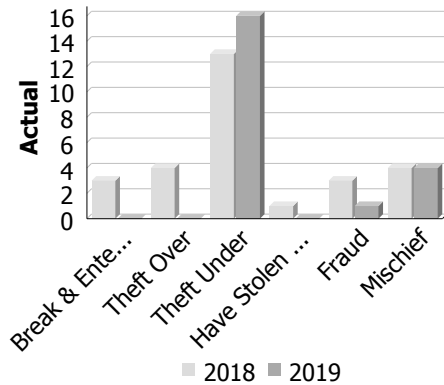
Violent Crime

Actual	February			Year to Date - February		
	2018	2019	% Change	2018	2019	% Change
Murder	0	0	--	0	0	--
Other Offences Causing Death	0	0	--	0	0	--
Attempted Murder	0	0	--	0	0	--
Sexual Assault	0	3	--	0	4	--
Assault	4	5	25.0%	10	14	40.0%
Abduction	0	0	--	1	0	-100.0%
Robbery	0	0	--	0	0	--
Other Crimes Against a Person	0	0	--	4	2	-50.0%
Total	4	8	100.0%	15	20	33.3%



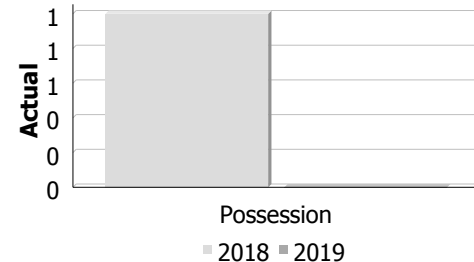
Property Crime

Actual	February			Year to Date - February		
	2018	2019	% Change	2018	2019	% Change
Arson	0	0	--	0	0	--
Break & Enter	3	0	-100.0%	9	3	-66.7%
Theft Over	4	0	-100.0%	4	4	0.0%
Theft Under	13	16	23.1%	22	27	22.7%
Have Stolen Goods	1	0	-100.0%	1	0	-100.0%
Fraud	3	1	-66.7%	8	5	-37.5%
Mischief	4	4	0.0%	13	6	-53.8%
Total	28	21	-25.0%	57	45	-21.1%



Drug Crime

Actual	February			Year to Date - February		
	2018	2019	% Change	2018	2019	% Change
Possession	1	0	-100.0%	2	1	-50.0%
Trafficking	0	0	--	1	1	0.0%
Importation and Production	0	0	--	0	0	--
Total	1	0	-100.0%	3	2	-33.3%



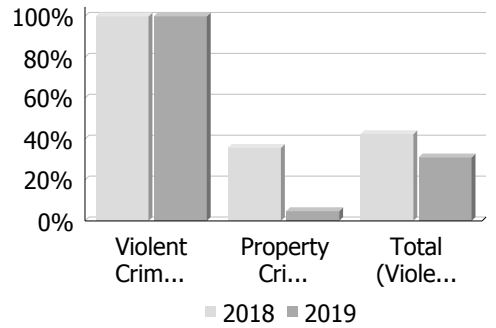
Detachment: 6S - OXFORD
Location code(s): 6S00 - OXFORD
Area code(s): 6205 - Ingersoll
Data source date:
 2019/03/16

Report Generated on:
 18-Mar-19 10:04:20 AM
 PP-CSC-Operational Planning-4300

**Police Services Board Report for Ingersoll
Records Management System
February - 2019**

Clearance Rate

Clearance Rate	February			Year to Date - February		
	2018	2019	Difference	2018	2019	Difference
Violent Crime	100.0%	100.0%	0.0%	100.0%	95.0%	-5.0%
Property Crime	35.7%	4.8%	-31.0%	22.8%	4.4%	-18.4%
Drug Crime	0.0%	--	--	33.3%	100.0%	66.7%
Total (Violent, Property & Drug)	42.4%	31.0%	-11.4%	39.5%	35.3%	-4.2%



Data contained within this report is dynamic in nature and numbers will change over time as the Ontario Provincial Police continue to investigate and solve crime.

Data Utilized

- Major Crimes
- Niche RMS All Offence Level Business Intelligence Cube

Detachment: 6S - OXFORD
Location code(s): 6S00 - OXFORD
Area code(s): 6205 - Ingersoll
Data source date:
 2019/03/16

Report Generated on:
 18-Mar-19 10:04:20 AM
 PP-CSC-Operational Planning-4300



Calls For Service (CFS) Billing Summary Report

Ingersoll February - 2019

Billing Categories <i>(Billing categories below do not match traditional crime groupings)</i>	2019				2018			
	February	Year to Date	Time Standard	Year To Date Weighted Hours	February	Year to Date	Time Standard	Year To Date Weighted Hours
Violent Criminal Code	4	18	15.1	271.8	5	21	15.1	317.1
Property Crime Violations	12	40	7.6	304.0	32	64	7.6	486.4
Other Criminal Code Violations (Excluding traffic)	4	11	7.6	83.6	8	16	7.6	121.6
Drug Possession	2	4	6.2	24.8	2	3	6.2	18.6
Drugs	0	1	33.9	33.9	0	1	33.9	33.9
Statutes & Acts	9	36	3.1	111.6	17	35	3.1	108.5
Operational	55	182	3.4	618.8	130	253	3.4	860.2
Operational2	22	61	1.2	73.2	36	75	1.2	90.0
Traffic	8	23	3.4	78.2	23	40	3.4	136.0
Total	116	376		1,599.9	253	508		2,172.3

Note to Detachment Commanders:

- **The content of each report is to be shared by the Detachment Commander only with the municipality for which it was generated. The municipality may treat this as a public document and distribute it as they wish.**
- All data is sourced from the Niche RMS application. Included are 'reported' occurrences (actuals and unfounded occurrences) for 'billable' occurrences ONLY. Data is refreshed on a weekly basis.
- The Traffic category includes motor vehicle collision (MVC) occurrences entered into Niche (UCR code 8521). MVCs are NOT sourced from the eCRS application for this report.
- Only the primary violation is counted within an occurrence.
- Time standards displayed are for the 2017 billing period.

Note to Municipalities:

- Data contained within this report is dynamic in nature and numbers will change over time as the Ontario Provincial Police continues to investigate and solve crime.
- This report is NOT to be used for crime trend analysis as not all occurrences are included.
- Data groupings within this report do not match traditional crime groupings seen in other public reports such as the OPP Police Services Board reports or Statistics Canada reporting.



High School Resource Officer Report

Ingersoll District Collegiate Institute

2018 – 2019 School Year

February 2019

Submitted by Provincial Constable Kevin Bylsma

Criminal Code Calls for Service

Incident Type	This Month	YTD Total
Assault		
Mischief		1
Threats / Intimidation		
Theft		7
Drugs		1
Trouble with Youth	2	11
Other	1	22
Total	3	42
Police Action Taken	This Month	YTD Total
Warnings		14
Charges		
Diversions		
Assist Other Officer	1	9

Provincial Offence Calls for Service

Incident Type	This Month	YTD Total
Highway Traffic Act	2	9
Trespass to Property Act		1
Liquor Licence Act		
Mental Health Act	2	6
Smoke-Free Ontario Act	1	5
Ontario Cannabis Act		5
Total	5	26
Police Action Taken	This Month	YTD Total
Warnings	2	21
Charges		
Diversions		
Assist Other Officer	2	4

Other Calls for Service

Incident Type	This Month	YTD Total
See "Events" tab below	0	2

Calls for Service by Location

Location	This Month	YTD Total
IDCI	4	45
Fusion Youth Centre	0	2
Ingersoll Community	4	23

Meetings

- Meetings with IDCI Principal and Vice Principal.
- Meeting with Youth Probation Officer concerning a client.
- Attended the Committee of Youth Officers (COYO) convention
- Attended for Mental Health First Aid Training

Presentations

- No presentations this month.

Events

- No events this month.

Officer Comments



**Coordinator: O.P.P. Constable Patti Cote
W.P.S. S/Pc Shaylyn Jackson
E-mail: oxfordcs@execulink.com
Web site: <http://www.oxfordcrimestoppers.com>**

To: Board of Directors, Crime Stoppers of Oxford Inc.
Cc: Inspector Tony Hymers, Oxford OPP
Inspector Paul Hess, Woodstock PS
Staff Sgt Jen Ormsby, Oxford OPP
Sgt. Nathan Hergott, Woodstock PS

Monthly Statistics for February 2019

**25 Total Calls received this month.
15 Woodstock PS tips
10 OPP tips
0 Assigned/out to other Crime Stoppers programs or Agency
0 Not Assigned**

STATS FOR OPP: TIPS RECEIVED PER ZONE

**7 for Tillsonburg
1 for Ingersoll
0 for Zorra
1 for Norwich
0 for South West Oxford
0 for East Zorra-Tavistock
1 for Blandford-Blenheim**

Meetings/Events Attended This Month

- February 12th – Board Meeting



Crime of the Week Reports

	Location	Crime	This month	YTD
OPP	Oxford	Break, Enters, Thefts and Mischiefs etc.	2	36
WPS	Woodstock	Break, Enters, Mischiefs	2	30

Awareness

Media Relations:

- Crime of the Week submissions sent to the local media outlets including print and television as well as social media which include our website

Fundraising:

Promotions:

- Media presentations by Shaylyn for Crime Stoppers Month
- OPP co-ordinator speak with students at Glendale High School

Upcoming Events

Other Items:



Co-coordinator: OPP Cst. Patti Cote, WPS S/Pc Shaylyn Jackson
 Chairperson: Mr. Glen Blair

Statistics

	This Month	YTD	SI (1991)
Tips Received	25	417	10,091
Arrests	3	14	1094
WPS Arrests	0	2	n/a
OPP Arrests	3	12	n/a
Other Arrests (Immigration)	0	0	0
Web Tips	16	211	1028 (2006)
In-House	5	69	1451 (2004)
Call Centre	8	98	2036 (2004)
E-Transfer	0	54	1349 (2004)
Cases Cleared			
Total Cleared	3	16	1,403
Total Charges Laid	4	41	2,700
WPS Charges	0	9	n/a
OPP Charges	4	32	n/a
Rewards Approved	4	11	1472
Property Recovered	1000	42,100	\$2,264,304
Narcotics recovered	0	2335	\$7,373,894
Total Value	0	40,100	\$9,835,053

Respectfully Submitted by
Patti Cote, Shaylyn Jackson
Police Co-coordinator
Crime Stoppers of Oxford
Oxford County O.P.P./Woodstock Police Service