



Oxford County



Police Services Board Report



December 2019

**Police Services Board Report for Ingersoll
2019/Dec**

Public Complaints	
Policy	0
Service	0
Conduct	0

Date information collected from Professional Standards Bureau Commander Reports: 2020-01-07

Data Source

Ontario Provincial Police, Professional Standards Bureau Commander Reports

- Includes all public policy, service and conduct complaints submitted to the Office of the Independent Police Review Director (OIPRD)

Secondary Employment

Daily Activity Reporting Patrol Hours	
Total Hours	2019/Dec
Number of Cruiser Patrol Hours	281.50
Number of Motorcycle Patrol Hours	0.00
Number of Marine Patrol Hours	0.00
Number of ATV Patrol Hours	0.00
Number of Snowmobile Patrol Hours	0.00
Number of Bicycle Patrol Hours	0.00
Number of Foot Patrol Hours	21.50
Number of School Patrol Hours	39.00

Data source (Daily Activity Reporting System) date: 2020/01/04

Staffing Updates	
Transfers:	One officer transferred out / One member transferred in / One part-time administrator brought in

Detachment Initiatives	
Number of Targeted Media Releases:	Dec 2 - Driver Evades Police Facing Charges / Dec 3 - Traffic Stop Leads to Impaired Charges / Dec 5 - Collision Involving Police Cruiser / Dec 9 - Lock It or Lose It Campaign Under Way / Dec 9 - Use of 911 System Reminder / Dec 10 - Operation Zero - Joint Forces Traffic Safety Initiative / Dec 10 - OPP Seeking Assistance in Locating Missing Male / Oct 10 - Insecure Package Taken from Porch / Dec 18 - OPP Seeking Assistance in Locating Missing Male - Update / Dec 20 - Body Recovered / Dec 27 - Milk Stolen From Tractor Trailers / Dec 30 - Mischief to Multiple Properties
Crime and Traffic Campaigns/Initiatives:	Nov 23 - Jan 2 - Festive RIDE // Nov and Dec - Focused patrol - property crime
Lock It or Lose It:	Dec 3 - Canadian Tire, Shoppers Drug Mart, Independent & Giant Tiger - 90 vehicles checked (7 unlocked / 28 with valuables visible)
Other:	Auxiliary Hours - Total: 127.00 (Admin: 5.00, Comm. Policing: 71.50, Patrol: 9.50, Training: 41.00)

Detachment: 6S - OXFORD

Location code(s): 6S00 - OXFORD

Area code(s): 6205 - Ingersoll (old association)

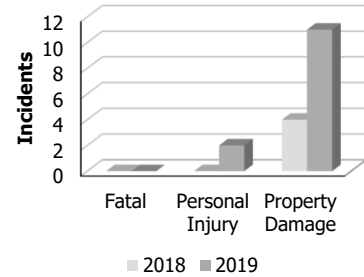
Report Generated on:

7-Jan-20 9:46:14 AM

PP-CSC-Operational Planning-4300

Police Services Board Report for '6205 - Ingersoll' Motor Vehicle Collisions
Records Management System
December 2019

Motor Vehicle Collisions by Type						
Incidents	December			Year to Date December		
	2018	2019	% Change	2018	2019	% Change
Fatal	0	0	N/C	0	0	N/C
Personal Injury	0	2	N/C	18	13	-27.8%
Property Damage	4	11	175.0%	96	107	11.5%
Total	4	13	225.0%	114	120	5.3%



Data contained within this report is dynamic in nature and numbers will change over time as the Ontario Provincial Police continue to investigate and solve crime.

Data Utilized

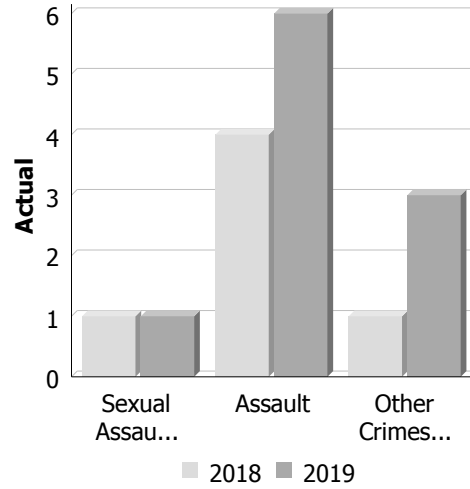
Niche RMS All Offence Level Business Intelligence Cube

Detachment: 6S - OXFORD
Area: 6205 - Ingersoll
Data source date: 2020/01/06

**Police Services Board Report for Ingersoll
Records Management System
December - 2019**

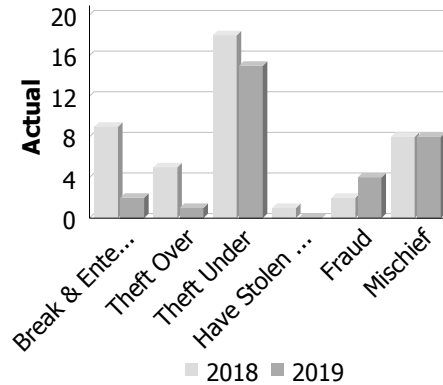
Violent Crime

Actual	December			Year to Date - December		
	2018	2019	% Change	2018	2019	% Change
Murder	0	0	--	0	0	--
Other Offences Causing Death	0	0	--	0	0	--
Attempted Murder	0	0	--	0	0	--
Sexual Assault	1	1	0.0%	20	17	-15.0%
Assault	4	6	50.0%	66	77	16.7%
Abduction	0	0	--	1	3	200.0%
Robbery	0	0	--	0	0	--
Other Crimes Against a Person	1	3	200.0%	28	38	35.7%
Total	6	10	66.7%	115	135	17.4%



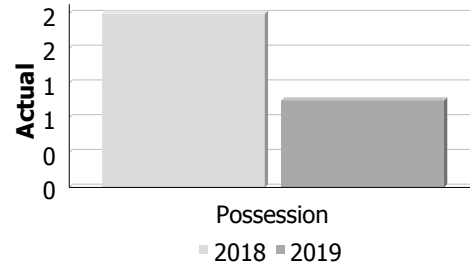
Property Crime

Actual	December			Year to Date - December		
	2018	2019	% Change	2018	2019	% Change
Arson	0	0	--	3	3	0.0%
Break & Enter	9	2	-77.8%	63	69	9.5%
Theft Over	5	1	-80.0%	67	44	-34.3%
Theft Under	18	15	-16.7%	214	218	1.9%
Have Stolen Goods	1	0	-100.0%	7	9	28.6%
Fraud	2	4	100.0%	57	65	14.0%
Mischief	8	8	0.0%	84	105	25.0%
Total	43	30	-30.2%	495	513	3.6%



Drug Crime

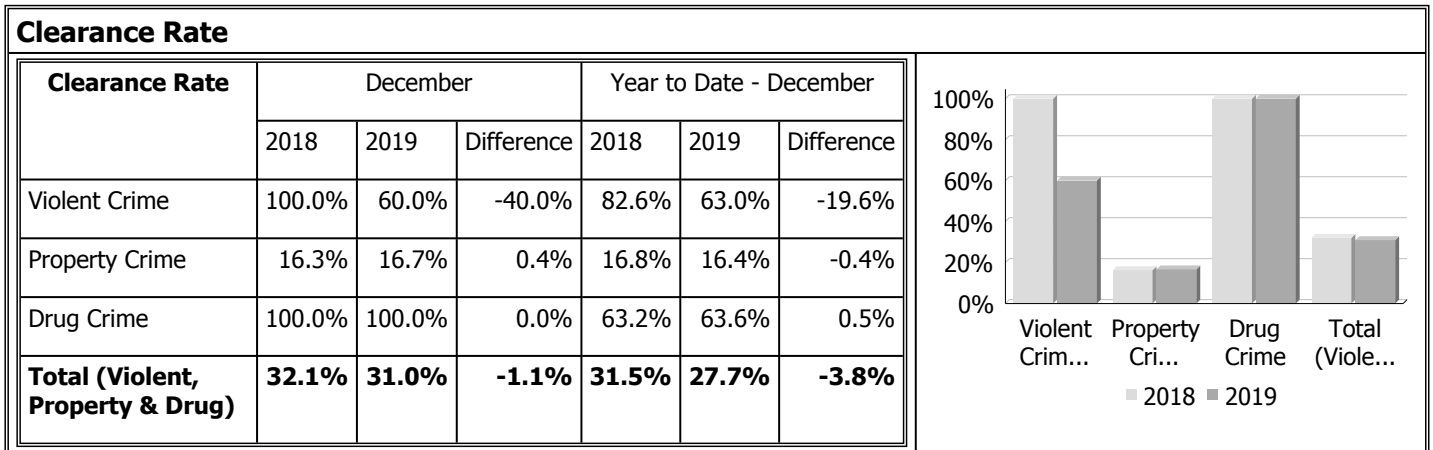
Actual	December			Year to Date - December		
	2018	2019	% Change	2018	2019	% Change
Possession	2	1	-50.0%	10	7	-30.0%
Trafficking	0	0	--	8	4	-50.0%
Importation and Production	0	0	--	1	0	-100.0%
Total	2	1	-50.0%	19	11	-42.1%



Detachment: 6S - OXFORD
Location code(s): 6S00 - OXFORD
Area code(s): 6205 - Ingersoll
Data source date:
 2020/01/04

Report Generated on:
 6-Jan-20 9:35:50 AM
 PP-CSC-Operational Planning-4300

**Police Services Board Report for Ingersoll
Records Management System
December - 2019**



Data contained within this report is dynamic in nature and numbers will change over time as the Ontario Provincial Police continue to investigate and solve crime.

Data Utilized

- Major Crimes
- Niche RMS All Offence Level Business Intelligence Cube

Detachment: 6S - OXFORD
Location code(s): 6S00 - OXFORD
Area code(s): 6205 - Ingersoll
Data source date:
 2020/01/04

Report Generated on:
 6-Jan-20 9:35:50 AM
 PP-CSC-Operational Planning-4300

Ingersoll Police Services Board Report

December 2019

Provincial Offence Notices		
Charge	Monthly PON	PON Year to Date
Speeding	1	51
<i>Roads with more than one speeding violation</i>		
Notes:		
<i>Percentage of people charged from outside area:</i>	0%	
<i>Non Speeding Violations</i>		
Moving Violations (Fail to Stop, Disobey Sign, Fail to Yield, Improper Turn, etc)	3	152
Non-moving Violations (Licence plate, Insurance, Valtag, etc)	6	162
Distracted Driving (Drive Handheld Device, Careless Driving, etc)	2	27
Other Provincial Offence Statutes (Trespass, Liquor, Cannabis, etc)	5	34
CMV (Half load, etc)	0	2
Seatbelt	0	17
Notes:		
<i>Bylaw</i>		
Parking	0	90
Other (Noise, other)	0	0
Totals	17	535



Calls For Service (CFS) Billing Summary Report

Ingersoll December - 2019

Billing Categories <i>(Billing categories below do not match traditional crime groupings)</i>	2019				2018			
	December	Year to Date	Time Standard	Year To Date Weighted Hours	December	Year to Date	Time Standard	Year To Date Weighted Hours
Violent Criminal Code	11	146	15.9	2,321.4	7	140	15.9	2,226.0
Property Crime Violations	28	541	6.8	3,678.8	48	571	6.8	3,882.8
Other Criminal Code Violations (Excluding traffic)	2	85	7.9	671.5	6	105	7.9	829.5
Drug Possession	1	35	6.4	224.0	3	38	6.4	243.2
Drugs	0	4	37.0	148.0	0	10	37.0	370.0
Statutes & Acts	27	295	3.3	973.5	26	271	3.3	894.3
Operational	138	1,926	3.6	6,933.6	135	1,858	3.6	6,688.8
Operational2	76	770	1.3	1,001.0	43	562	1.3	730.6
Traffic	18	183	3.4	622.2	11	165	3.4	561.0
Total	301	3,985		16,574.0	279	3,720		16,426.2

Note to Detachment Commanders:

- The content of each report is to be shared by the Detachment Commander only with the municipality for which it was generated. The municipality may treat this as a public document and distribute it as they wish.
- All data is sourced from the Niche RMS application. Included are 'reported' occurrences (actuals and unfounded occurrences) for 'billable' occurrences ONLY. Data is refreshed on a weekly basis.
- The Traffic category includes motor vehicle collision (MVC) occurrences entered into Niche (UCR code 8521). MVCs are NOT sourced from the eCRS application for this report.
- Only the primary violation is counted within an occurrence.
- Time standards displayed are for the 2017 billing period.

Note to Municipalities:

- Data contained within this report is dynamic in nature and numbers will change over time as the Ontario Provincial Police continues to investigate and solve crime.
- This report is NOT to be used for crime trend analysis as not all occurrences are included.
- Data groupings within this report do not match traditional crime groupings seen in other public reports such as the OPP Police Services Board reports or Statistics Canada reporting.



High School Resource Officer Report Ingersoll District Collegiate Institute

2019 – 2020 School Year

December 2019

Submitted by Provincial Constable Kevin Bylsma

Criminal Code Calls for Service

Incident Type	This Month	YTD Total
Assault		1
Mischief		
Threats / Intimidation	1	2
Theft	1	6
Drugs		
Trouble with Youth		7
Other	2	22
Total	4	38
Police Action Taken	This Month	YTD Total
Warnings	2	14
Charges		2
Diversions		
Assist Other Officer	1	4

Provincial Offence Calls for Service

Incident Type	This Month	YTD Total
Highway Traffic Act/By-Laws		17
Trespass to Property Act	2	3
Liquor Licence Act		
Mental Health Act		1
Smoke-Free Ontario Act	1	6
Ontario Cannabis Act		1
Total	3	28
Police Action Taken	This Month	YTD Total
Warnings	1	11
Charges	1	14
Diversions		3
Assist Other Officer	1	1

Other Calls for Service

Incident Type	This Month	YTD Total
See "Events" tab below	1	6

Calls for Service by Location

Location	This Month	YTD Total
IDCI	4	35
Fusion Youth Centre	1	2
Ingersoll Community	3	35

Meetings

- Daily conversations with IDCI Principal and Vice-Principal.

Presentations

- No presentations this month.

Events

- Fusion Youth Centre Christmas Dinner

Officer Comments

-



**Coordinator: O.P.P. Constable Patti Cote
W.P.S. S/Pc Shaylyn Jackson
E-mail: oxfordcs@execulink.com
Web site: <http://www.oxfordcrimestoppers.com>**

To: Board of Directors, Crime Stoppers of Oxford Inc.
Cc: Inspector Tony Hymers, Oxford OPP
Inspector Paul Hess, Woodstock PS
Staff Sgt Jen Ormsby, Oxford OPP
Det/Sgt. Nathan Hergott, Woodstock PS

Monthly Statistics for December, 2019

- 41 Total Calls received this month.**
- 7 Woodstock PS tips**
- 32 OPP tips**
- 1 Assigned/out to other Crime Stoppers programs or Agency**
- 1 Not Assigned**

STATS FOR OPP: TIPS RECEIVED PER ZONE

**7 for Tillsonburg
23 for Ingersoll
1 for Zorra
0 for Norwich
1 for South West Oxford
0 for East Zorra-Tavistock
0 for Blandford-Blenheim**

Meetings/Events Attended This Month



Crime of the Week Reports

	Location	Crime	This month	YTD
OPP	Oxford	Break, Enters, Thefts and Mischiefs etc.	0	18
WPS	Woodstock	Break, Enters, Mischiefs	0	23

Awareness

Media Relations:

- Crime of the Week submissions sent to the local media outlets including print and television as well as social media which include our website

Fundraising:

Promotions:

Upcoming Events

Next meeting is January 14th, 2020

Boston Pizza Fundraiser January 28th and each Monday of the month



Co-coordinator: OPP Cst. Patti Cote, WPS S/Pc Shaylyn Jackson
 Chairperson: Mr. Glen Blair

Statistics

	This Month	YTD	SI (1991)
Tips Received	39	365	10,417
Arrests	0	15	2011
WPS Arrests	0	5	n/a
OPP Arrests	0	10	n/a
Other Arrests (Immigration)	0	0	0
Web Tips	25	206	1181 (2006)
In-House	6	66	1496 (2004)
Call Centre	10	118	2119 (2004)
E-Transfer	0	0	1349 (2004)
Cases Cleared			
Total Cleared	0	12	1,412
Total Charges Laid	0	27	2,723
WPS Charges	0	10	n/a
OPP Charges	0	19	n/a
Rewards Approved	0	9	1479
Property Recovered	0	7500	\$2,274,304
Narcotics recovered	0	25,755	\$7,399,799
		Total	\$9,835,203

Respectfully Submitted by
Patti Cote, Shaylyn Jackson
Police Co-coordinator
Crime Stoppers of Oxford
Oxford County O.P.P./Woodstock Police Service