



Oxford County



Police Services Board Report



April 2019

**Police Services Board Report for Ingersoll
2019/Apr**

Public Complaints	
Policy	0
Service	0
Conduct	1

Date information collected from Professional Standards Bureau Commander Reports: 2019-05-07

Data Source

Ontario Provincial Police, Professional Standards Bureau Commander Reports

- Includes all public policy, service and conduct complaints submitted to the Office of the Independent Police Review Director (OIPRD)

Secondary Employment

Daily Activity Reporting Patrol Hours	
Total Hours	2019/Apr
Number of Cruiser Patrol Hours	236.25
Number of Motorcycle Patrol Hours	0.00
Number of Marine Patrol Hours	0.00
Number of ATV Patrol Hours	0.00
Number of Snowmobile Patrol Hours	0.00
Number of Bicycle Patrol Hours	0.00
Number of Foot Patrol Hours	20.25
Number of School Patrol Hours	60.00

Data source (Daily Activity Reporting System) date: 2019/05/04

Staffing Updates	
Transfers:	Three members transferred out / Two members transferred in / One part-time administrator was brought in

Detachment Initiatives	
Number of Targeted Media Releases:	Apr 2 - Pickup Stolen from Residence / Apr 2 - Two Wanted Persons Located and Arrested / Apr 2 - Male Rushed to Hospital After Suspected Drug Overdose / Apr 3 - OPP Investigate Suspicious Fire / Apr 8 - Theft From Motor Vehciles / Apr 8 - Rear Window on Vehicle Smashed Out / Apr 8 - Wanted Female Calls 911 Twice - Taken Into Custody / Apr 8 - Please Stop Calling 911 for Raccoon Complaints / Apr 8 - Loud Smash Prompts Resident to Call Police / Apr 8 - Walking Across Car Costs Owner Thousands / Apr 9 - Vehicle Owners Urged to Remove Valuables and Lock Doors / Apr 9 - Police Investigate Break and Enter / Apr 9 - Paddle for Canoe Stolen / Apr 9 - Police Investigate Break and Enter / Apr 12 - Police Investigate Break and Enter / Apr 15 - Ever Wondered Who Was on the Other End When You Dialed 9-1-1?
Crime and Traffic Campaigns/Initiatives:	Three RIDEs conducted / Apr 19 - 22 - Easter Long Weekend Traffic Initiative
Other:	Auxiliary Hours: Total 68.50 - Admin: 6.00, Comm. Policing: 34.50, Patrol: 24.00, Training: 4.00 / April 13 - Criminal Record Check Blitz / Apr 16 - Crime Stoppers Zone meeting / April 23, 25 and 29 - OPP Kids Presentation (Laurie Hawkins School)

Detachment: 6S - OXFORD

Location code(s): 6S00 - OXFORD

Area code(s): 6205 - Ingersoll (old association)

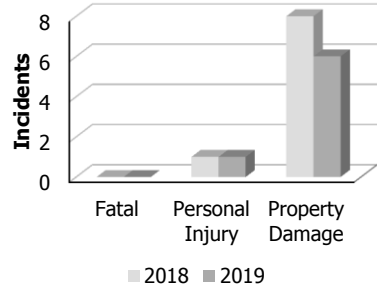
Report Generated on:

7-May-19 10:35:57 AM

PP-CSC-Operational Planning-4300

Police Services Board Report for '6205 - Ingersoll' Motor Vehicle Collisions
Records Management System
April 2019

Motor Vehicle Collisions by Type						
Incidents	April			Year to Date April		
	2018	2019	% Change	2018	2019	% Change
Fatal	0	0	N/C	0	0	N/C
Personal Injury	1	1	0.0%	8	5	-37.5%
Property Damage	8	6	-25.0%	43	40	-7.0%
Total	9	7	-22.2%	51	45	-11.8%



Data contained within this report is dynamic in nature and numbers will change over time as the Ontario Provincial Police continue to investigate and solve crime.

Data Utilized

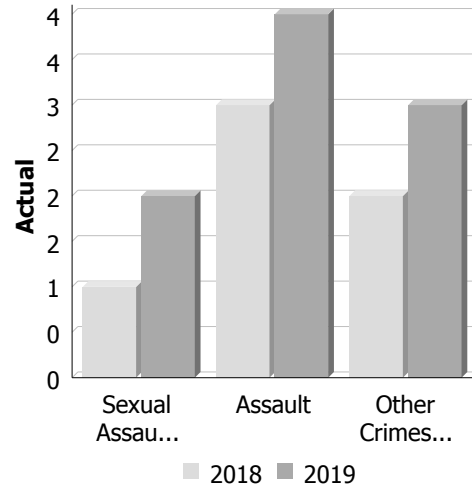
Niche RMS All Offence Level Business Intelligence Cube

Detachment: 6S - OXFORD
Area: 6205 - Ingersoll
Data source date: 2019/05/07

**Police Services Board Report for Ingersoll
Records Management System
April - 2019**

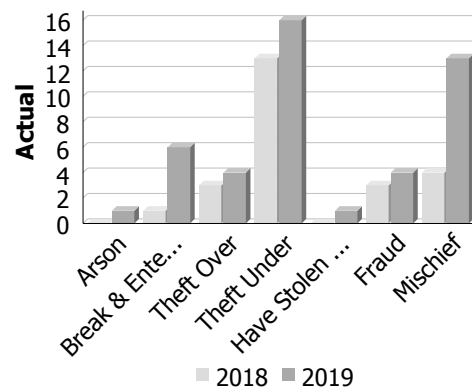
Violent Crime

Actual	April			Year to Date - April		
	2018	2019	% Change	2018	2019	% Change
Murder	0	0	--	0	0	--
Other Offences Causing Death	0	0	--	0	0	--
Attempted Murder	0	0	--	0	0	--
Sexual Assault	1	2	100.0%	6	9	50.0%
Assault	3	4	33.3%	21	25	19.0%
Abduction	0	0	--	1	0	-100.0%
Robbery	0	0	--	0	0	--
Other Crimes Against a Person	2	3	50.0%	11	9	-18.2%
Total	6	9	50.0%	39	43	10.3%



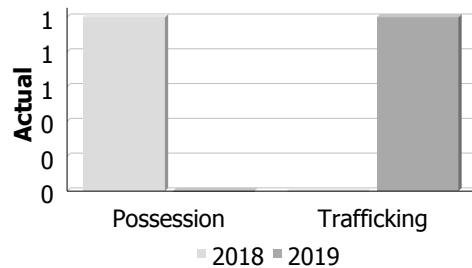
Property Crime

Actual	April			Year to Date - April		
	2018	2019	% Change	2018	2019	% Change
Arson	0	1	--	0	1	--
Break & Enter	1	6	500.0%	11	16	45.5%
Theft Over	3	4	33.3%	13	11	-15.4%
Theft Under	13	16	23.1%	43	76	76.7%
Have Stolen Goods	0	1	--	1	2	100.0%
Fraud	3	4	33.3%	15	15	0.0%
Mischief	4	13	225.0%	28	29	3.6%
Total	24	45	87.5%	111	150	35.1%



Drug Crime

Actual	April			Year to Date - April		
	2018	2019	% Change	2018	2019	% Change
Possession	1	0	-100.0%	3	2	-33.3%
Trafficking	0	1	--	1	2	100.0%
Importation and Production	0	0	--	0	0	--
Total	1	1	0.0%	4	4	0.0%



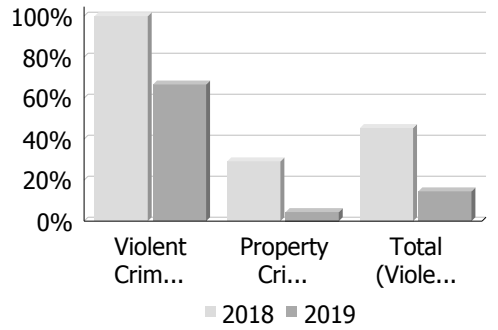
Clearance Rate

Detachment: 6S - OXFORD
Location code(s): 6S00 - OXFORD
Area code(s): 6205 - Ingersoll
Data source date:
 2019/05/04

Report Generated on:
 7-May-19 9:42:58 AM
 PP-CSC-Operational Planning-4300

**Police Services Board Report for Ingersoll
Records Management System
April - 2019**

Clearance Rate	April			Year to Date - April		
	2018	2019	Difference	2018	2019	Difference
Violent Crime	100.0%	66.7%	-33.3%	92.3%	67.4%	-24.9%
Property Crime	29.2%	4.4%	-24.7%	24.3%	7.3%	-17.0%
Drug Crime	0.0%	0.0%	0.0%	25.0%	75.0%	50.0%
Total (Violent, Property & Drug)	45.4%	14.6%	-30.9%	42.7%	22.2%	-20.5%



Data contained within this report is dynamic in nature and numbers will change over time as the Ontario Provincial Police continue to investigate and solve crime.

Data Utilized

- Major Crimes
- Niche RMS All Offence Level Business Intelligence Cube

Detachment: 6S - OXFORD
Location code(s): 6S00 - OXFORD
Area code(s): 6205 - Ingersoll
Data source date:
 2019/05/04

Report Generated on:
 7-May-19 9:42:58 AM
 PP-CSC-Operational Planning-4300



Calls For Service (CFS) Billing Summary Report

Ingersoll April - 2019

Billing Categories <i>(Billing categories below do not match traditional crime groupings)</i>	2019				2018			
	April	Year to Date	Time Standard	Year To Date Weighted Hours	April	Year to Date	Time Standard	Year To Date Weighted Hours
Violent Criminal Code	10	47	15.9	747.3	12	58	15.9	922.2
Property Crime Violations	46	164	6.8	1,115.2	34	144	6.8	979.2
Other Criminal Code Violations (Excluding traffic)	6	25	7.9	197.5	8	33	7.9	260.7
Drug Possession	2	11	6.4	70.4	2	10	6.4	64.0
Drugs	1	2	37.0	74.0	0	1	37.0	37.0
Statutes & Acts	10	85	3.3	280.5	26	87	3.3	287.1
Operational	170	568	3.6	2,044.8	154	541	3.6	1,947.6
Operational2	66	218	1.3	283.4	44	163	1.3	211.9
Traffic	6	48	3.4	163.2	11	67	3.4	227.8
Total	317	1,168		4,976.3	291	1,104		4,937.5

Note to Detachment Commanders:

- **The content of each report is to be shared by the Detachment Commander only with the municipality for which it was generated. The municipality may treat this as a public document and distribute it as they wish.**
- All data is sourced from the Niche RMS application. Included are 'reported' occurrences (actuals and unfounded occurrences) for 'billable' occurrences ONLY. Data is refreshed on a weekly basis.
- The Traffic category includes motor vehicle collision (MVC) occurrences entered into Niche (UCR code 8521). MVCs are NOT sourced from the eCRS application for this report.
- Only the primary violation is counted within an occurrence.
- Time standards displayed are for the 2017 billing period.

Note to Municipalities:

- Data contained within this report is dynamic in nature and numbers will change over time as the Ontario Provincial Police continues to investigate and solve crime.
- This report is NOT to be used for crime trend analysis as not all occurrences are included.
- Data groupings within this report do not match traditional crime groupings seen in other public reports such as the OPP Police Services Board reports or Statistics Canada reporting.



High School Resource Officer Report Ingersoll District Collegiate Institute

2018 – 2019 School Year

April 2019

Submitted by Provincial Constable Kevin Bylsma

Criminal Code Calls for Service

Incident Type	This Month	YTD Total
Assault	1	1
Mischief	1	3
Threats / Intimidation		1
Theft	1	8
Drugs		1
Trouble with Youth	5	18
Other	1	24
Total	9	56
Police Action Taken	This Month	YTD Total
Warnings	1	16
Charges		1
Diversions		
Assist Other Officer	1	10

Provincial Offence Calls for Service

Incident Type	This Month	YTD Total
Highway Traffic Act	1	12
Trespass to Property Act		2
Liquor Licence Act		
Mental Health Act		7
Smoke-Free Ontario Act	2	9
Ontario Cannabis Act		6
Total	3	36
Police Action Taken	This Month	YTD Total
Warnings	3	33
Charges	1	2
Diversions		
Assist Other Officer		4

Other Calls for Service

Incident Type	This Month	YTD Total
See "Events" tab below	3	5

Calls for Service by Location

Location	This Month	YTD Total
IDCI	14	68
Fusion Youth Centre	0	2
Ingersoll Community	1	27

Meetings

- Meetings with IDCI Principal and Vice Principal.
- Oxford Drug Awareness Committee Meeting

Presentations

- Drugs/Smoking/Vaping discussion in a Health class
- Interviewed as part of an English assignment.

Events

- IDCI Semi-Formal Dance
- IDCI Blue & White Overnight event (fundraiser for Relay for Life)
- Ingersoll's Law Enforcement Special Olympics Torch Run

Officer Comments

- Annual block training attendance from April 23rd – April 26th



**Coordinator: O.P.P. Constable Patti Cote
W.P.S. S/Pc Shaylyn Jackson
E-mail: oxfordcs@execulink.com
Web site: <http://www.oxfordcrimestoppers.com>**

To: Board of Directors, Crime Stoppers of Oxford Inc.
Cc: Inspector Tony Hymers, Oxford OPP
Inspector Paul Hess, Woodstock PS
Staff Sgt Jen Ormsby, Oxford OPP
Det/Sgt. Nathan Hergott, Woodstock PS

Monthly Statistics for April 2019

- 30 Total Calls received this month.**
- 18 Woodstock PS tips**
- 10 OPP tips**
- 1 Assigned/out to other Crime Stoppers programs or Agency**
- 2 Not Assigned**

STATS FOR OPP: TIPS RECEIVED PER ZONE

**4 for Tillsonburg
1 for Ingersoll
0 for Zorra
1 for Norwich
0 for South West Oxford
3 for East Zorra-Tavistock
0 for Blandford-Blenheim**

Meetings/Events Attended This Month

- April 16th – Zone Meeting Simcoe – The Combine
- April 18th – HN Crime Stoppers Appreciation Luncheon



Crime of the Week Reports

	Location	Crime	This month	YTD
OPP	Oxford	Break, Enters, Thefts and Mischiefs etc.	2	9
WPS	Woodstock	Break, Enters, Mischiefs	3	8

Awareness

Media Relations:

- Crime of the Week submissions sent to the local media outlets including print and television as well as social media which include our website

Fundraising:

Promotions:

- **Human Trafficking – Information event to be held May 28th, 2019 at the Unifor Local 636 Hall in Woodstock**
- **OPP Constable Cote – 2 Crime Stopper Meetings held with local students**

Upcoming Events

Other Items: next meeting is May 14th, 2019



Co-coordinator: OPP Cst. Patti Cote, WPS S/Pc Shaylyn Jackson
 Chairperson: Mr. Glen Blair

Statistics

	This Month	YTD	SI (1991)
Tips Received	30	113	10,155
Arrests	0	9	2005
WPS Arrests	0	3	n/a
OPP Arrests	0	6	n/a
Other Arrests (Immigration)	0	0	0
Web Tips	21	72	1069 (2006)
In-House	4	24	1461 (2004)
Call Centre	5	25	2048 (2004)
E-Transfer	0	0	1349 (2004)
Cases Cleared			
Total Cleared	0	5	1,405
Total Charges Laid	0	12	2,708
WPS Charges	0	8	n/a
OPP Charges	0	4	n/a
Rewards Approved	0	5	1474
Property Recovered	0	0	\$2,264,304
Narcotics recovered	0	150	\$7,374,044
Total Value	0	150	\$9,835,203

Respectfully Submitted by
Patti Cote, Shaylyn Jackson
Police Co-coordinator
Crime Stoppers of Oxford
Oxford County O.P.P./Woodstock Police Service